

STANDARD CLIPS



STEEL BUILDINGS

P.O. Box 75280
Houston, TX 77234-5280

8234 Hansen Road
Houston, TX 77075-1089

713.946.7140
Toll Free: 800.324.9992
Fax: 713.946.5446



TABLE OF CONTENTS

MARK	CLIP DESCRIPTION	ISSUE	DATE	PAGE
	Calculating the bend allowance for clip with corner equal to 90°	0	8.15.00	ix
	Calculating the bend allowance for clip with corner less than 90°	0	8.15.00	x
	Naming convention of standard clips	0	8.15.00	xi
AB100	Eave strut to cee corner column, bolted, 8" sidewall girt line	0	8.15.00	1-1
AC100	" " " 10" sidewall girt line	0	8.15.00	1-2
AD100	" " " 12" sidewall girt line	0	8.15.00	1-3
AE100	" " " 14" sidewall girt line	0	8.15.00	1-4
AB101	Eave strut to main frame column, welded, 8¼" sidewall girt line	0	8.15.00	1-5
AC101	" " " 10¼" sidewall girt line	0	8.15.00	1-6
AD101	" " " 12¼" sidewall girt line	0	8.15.00	1-7
AE101	" " " 14¼" sidewall girt line	0	8.15.00	1-8
AB102	Eave strut to cee corner column with plate to attach header, bolted, 8" sidewall girt line	0	8.15.00	1-9
AC102	" " " " " 10" sidewall girt line	0	8.15.00	1-10
AD102	" " " " " 12" sidewall girt line	0	8.15.00	1-11
AE102	" " " " " 14" sidewall girt line	0	8.15.00	1-12
AB103	Eave strut to main frame column with plate to attach header, welded, 8¼" sidewall girt line	0	8.15.00	1-13
AC103	" " " " " 10¼" sidewall girt line	0	8.15.00	1-14
AD103	" " " " " 12¼" sidewall girt line	0	8.15.00	1-15
AE103	" " " " " 14¼" sidewall girt line	0	8.15.00	1-16
AB104	Eave strut to main frame column with holes spread to clear canopy rafter, welded, 8¼" sidewall girt line	0	8.15.00	1-17
AC104	" " " " " " 10¼" sidewall girt line	0	8.15.00	1-18
AD104	" " " " " " 12¼" sidewall girt line	0	8.15.00	1-19
AE104	" " " " " " 14¼" sidewall girt line	0	8.15.00	1-20
AK105	Eave strut to end rafter with holes spread to clear canopy rafter, welded	0	8.15.00	1-21
AK106	Eave strut reinforcement clip, bolted	0	8.15.00	1-22

TABLE OF CONTENTS

MARK	CLIP DESCRIPTION	ISSUE	DATE	PAGE
AK200	Girt attachment, notched for cee returns, bolted, 8" or 10" girt	1	7.24.02	2-1
AB201	8" sidewall girt to 8" or 10" single cee corner column, bolted	0	8.15.00	2-2
AC201	10" sidewall girt to 8" or 10" single cee corner column, bolted	0	8.15.00	2-3
AD201	12" sidewall girt to 12" or 14" single cee corner column, bolted	1	7.24.02	2-4
AE201	14" sidewall girt to 12" or 14" single cee corner column, bolted	0	8.15.00	2-5
AK202	Endwall girt to sidewall girt attachment, bolted, 8" or 10" girt	0	8.15.00	2-6
AK203	Endwall girt to sidewall girt attachment, bolted, 12" or 14" girt	0	8.15.00	2-7
AB204	Endwall girt to main frame corner column inset 1'-5", bolted, 8" girt	1	7.24.02	2-8
AC204	“ “ “ “ 10" girt	1	7.24.02	2-9
AD204	“ “ “ “ 12" girt	1	7.24.02	2-10
AB205	Column to purlin attachment, bolted, 8" purlin	0	8.15.00	2-11
AC205	“ “ 10" purlin	0	8.15.00	2-12
AD205	“ “ 12" purlin	0	8.15.00	2-13
AE205	“ “ 14" purlin	0	8.15.00	2-14
AB206	Endwall girt to I-shaped corner column inset 0'-11", bolted, 8" girt	0	8.15.00	2-15
AC206	Endwall girt to I-shaped corner column inset 1'-1", bolted, 10" girt	0	8.15.00	2-16
AB207	Sidewall jamb to eave strut attachment, bolted, 8" jamb	1	7.24.02	2-17
AC207	“ “ “ 10" jamb	1	7.24.02	2-18
AD207	“ “ “ 12" jamb	1	7.24.02	2-19
AE207	“ “ “ 14" jamb	1	7.24.02	2-20
AK208	Girt attachment, bolted, 12" or 14" girt	0	8.15.00	2-21
AK209	Girt splice, bolted, 8" or 10" girt	0	8.15.00	2-22
AK210	Girt splice, bolted, 12" or 14" girt	0	8.15.00	2-23

TABLE OF CONTENTS

MARK	CLIP DESCRIPTION	ISSUE	DATE	PAGE
AB211	Header attached to cee channel flanges, welded, 8" cee	0	8.15.00	2-24
AC211	" " " 10" cee	0	8.15.00	2-25
AD211	" " " 12" cee	0	8.15.00	2-26
AE211	" " " 14" cee	0	8.15.00	2-27
AB212	Roof purlin to cee or zee endwall rafter, bolted, 8¼" purlin line	0	8.15.00	2-28
AC212	" " " 10¼" purlin line	0	8.15.00	2-29
AD212	" " " 12¼" purlin line	0	8.15.00	2-30
AE212	" " " 14¼" purlin line	0	8.15.00	2-31
AB213	Canopy rafter to cee or zee endwall rafter, bolted, 8" cee	0	8.15.00	2-32
AC213	" " " 10" cee	0	8.15.00	2-33
AD213	" " " 12" cee	0	8.15.00	2-34
AE213	" " " 14" cee	0	8.15.00	2-35
AK214	Flange brace attached through liner panel, bolted, 8" or 10" member	0	8.15.00	2-36
AK215	" " " 12" or 14" member	0	8.15.00	2-37
AK216	Spacer plate between canopy rafter and main rafter, bolted, 8" or 10" member	0	8.15.00	2-38
AK217	" " " " 12" or 14" member	0	8.15.00	2-39
AK218	Spacer between jambs, bolted, 8" or 10" jamb	0	8.15.00	2-40
AK219	" " 12" or 14" jamb	0	8.15.00	2-41

TABLE OF CONTENTS

MARK	CLIP DESCRIPTION	ISSUE	DATE	PAGE
AA300	Zee or cee attachment, welded, 6¼" member	0	8.15.00	3-1
AB300	“ “ 8¼" member	0	8.15.00	3-2
AC300	“ “ 10¼" member	0	8.15.00	3-3
AD300	“ “ 12¼" member	0	8.15.00	3-4
AE300	“ “ 14¼" member	0	8.15.00	3-5
AF300	“ “ 4¼" member	0	8.15.00	3-6
AA301	Cee attachment, welded, 6¼" member	0	8.15.00	3-7
AB301	“ 8¼" member	0	8.15.00	3-8
AC301	“ 10¼" member	0	8.15.00	3-9
AD301	“ 12¼" member	0	8.15.00	3-10
AE301	“ 14¼" member	0	8.15.00	3-11
AF301	“ 4¼" member	0	8.15.00	3-12
AA302	Purlin attachment to cee or zee end rafter, welded, 6¼" purlin	0	8.15.00	3-13
AB302	“ “ “ 8¼" purlin	0	8.15.00	3-14
AC302	“ “ “ 10¼" purlin	0	8.15.00	3-15
AD302	“ “ “ 12¼" purlin	0	8.15.00	3-16
AE302	“ “ “ 14¼" purlin	0	8.15.00	3-17
AF302	“ “ “ 4¼" purlin	0	8.15.00	3-18
AB303	Splice plate for cee end rafter, welded, 8" x 2½" cee	0	8.15.00	3-19
AC303	“ “ 10" x 2½" cee	0	8.15.00	3-20
AB304	Splice plate for W-shape or 8" x 3½" cee end rafter, welded	0	8.15.00	3-21
AC304	Splice plate for W-shape or 10" x 3½" cee end rafter, welded	0	8.15.00	3-22
AD304	Splice plate for W-shape or 12" x 3½" cee end rafter, welded	0	8.15.00	3-23

TABLE OF CONTENTS

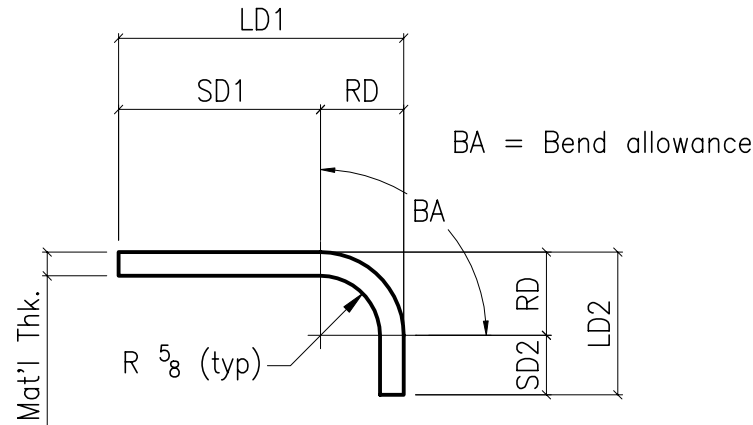
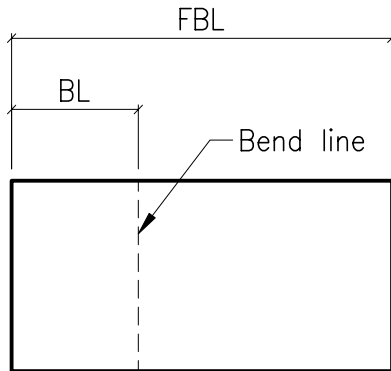
MARK	CLIP DESCRIPTION	ISSUE	DATE	PAGE
AK305	Cee end rafter attaching to offset I-shape column, welded	0	8.15.00	3-24
AK306	Cee end rafter attaching to aligned I-shape column, welded	0	8.15.00	3-25
AK307	Flange brace attachment, welded	0	8.15.00	3-26
AK308	Cee end rafter attaching to offset I-shape column, bolted	0	8.15.00	3-27
AK309	“ “ “	0	8.15.00	3-28
AB310	Splice plate for W-shape end rafter, welded, 8” rafter	0	8.15.00	3-29
AC310	“ “ “ 10” rafter	0	8.15.00	3-30
AD310	“ “ “ 12” rafter	0	8.15.00	3-31
AK400	Cee column base attachment, bolted or welded	0	8.15.00	4-1
AB401	Endwall column to main frame rafter attachment, bolted, 8” column	0	8.15.00	4-2
AC401	“ “ “ “ 10” column	0	8.15.00	4-3
AD401	“ “ “ “ 12” column	0	8.15.00	4-4
AK402	Endwall column to endwall rafter attachment angle, bolted	1	7.24.02	4-5
AK403	Endwall column to endwall rafter attachment channel, bolted	0	8.15.00	4-6

TABLE OF CONTENTS

MARK	CLIP DESCRIPTION	ISSUE	DATE	PAGE
AK500	Crane stop for top-running crane	1	7.24.02	5-1
AK502	Brace attachment for top-running crane beam, welded	0	8.15.00	5-2
AK504	Reinforcing back-up plate for x-bracing, welded, 1/4" and 3/8" cable and 1/2", 5/8", and 3/4" rod	1	7.24.02	5-3
AK507	“ “ “ 1/2" cable and 1" rod	1	7.24.02	5-4
AK508	Wind bent attachment, bolted	1	7.24.02	5-5
AK509	Attach X-bracing to concrete, bolted (specify slot and hole size)	1	7.24.02	5-6
AK510	Extension angle for walk door, self-tapped	1	7.24.02	5-7
AK511	Extension channel for walk door, self-tapped	1	7.24.02	5-8
AK512	Slide door stop	1	7.24.02	5-9
AK513	Slide door hood support	1	7.24.02	5-10
AK514	Slide door handle plate	1	7.24.02	5-11
AK515	High floating end plate for Super Seam-24R or Weather Lok-16	1	7.24.02	5-12
AK516	Low floating end plate for Super Seam-24R or Weather Lok-16	1	7.24.02	5-13
AK517	Used in Component Sales, for 4" zee or cee attachment, self-tapped	1	7.24.02	5-14
AK518	Used in Component Sales, for 6" zee or cee attachment, self-tapped	1	7.24.02	5-15
AK519	Used in Component Sales, for 8" zee or cee attachment, self-tapped	1	7.24.02	5-16
AK520	Weld washer	1	7.24.02	5-17
C233	Used in Component Sales, for 4" zee or cee attachment, bolted	1	7.24.02	5-18
C234	Used in Component Sales, for 6" zee or cee attachment, bolted	1	7.24.02	5-19
C235	Used in Component Sales, for 8" zee or cee attachment, bolted	1	7.24.02	5-20

TABLE OF CONTENTS

MARK	CLIP DESCRIPTION	ISSUE	DATE	PAGE
PS-1	Peak spacer, attached with screws, ½:12 roof slope	0	8.15.00	6-1
PS-2	“ “ 1:12 roof slope	0	8.15.00	6-2
PS-3	“ “ 2:12 roof slope	0	8.15.00	6-3
PS-4	“ “ 3:12 roof slope	0	8.15.00	6-4
PS-5	“ “ 4:12 roof slope	0	8.15.00	6-5
PS-6	“ “ 5:12 roof slope	0	8.15.00	6-6
PS-7	Peak spacer, attached with bolts, ½:12 roof slope	0	8.15.00	6-7
PS-8	“ “ 1:12 roof slope	0	8.15.00	6-8
PS-9	“ “ 2:12 roof slope	0	8.15.00	6-9
PS-10	“ “ 3:12 roof slope	0	8.15.00	6-10
PS-12	“ “ 4:12 roof slope	0	8.15.00	6-11
PS-13	“ “ 5:12 roof slope	0	8.15.00	6-12



The table below shows the bend allowance for various thickness material based on the standard $\frac{5}{8}$ " radius

Mat'l Thickness	Bend Allowance
10ga	1.0482
8ga	1.0639
3/16	1.0799
1/4	1.1126
5/16	1.1454
3/8	1.1781
1/2	1.2435

All dimensions are calculated in inches

$$RD = \frac{5}{8} + \text{material thickness}$$

$$SD1 = LD1 - RD$$

$$SD2 = LD2 - RD$$

$$BA = 0.017453 \times (.625 + \frac{1}{3} \text{ mat'l thickness}) \times 90$$

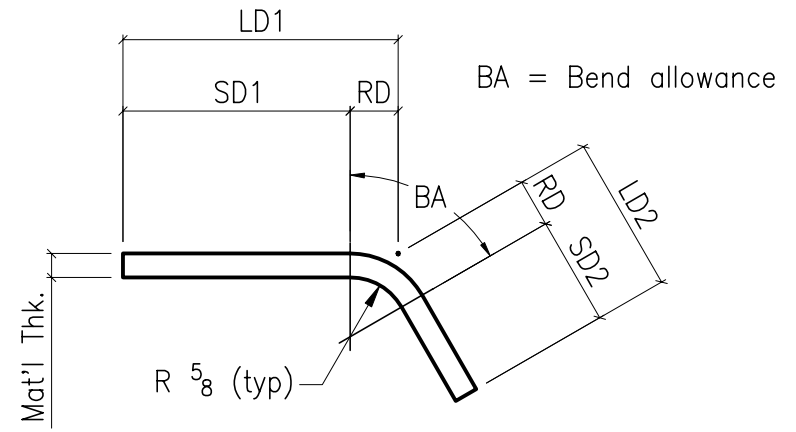
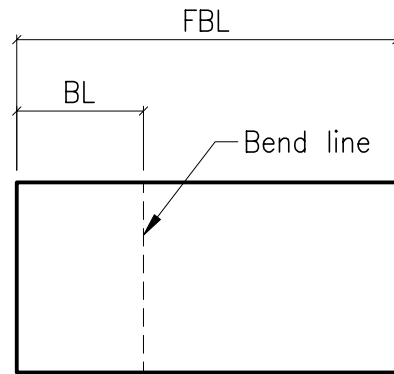
$$FBL = SD1 + SD2 + BA$$

$$BL = (BA / 2) + SD* (* SD1 \text{ or } SD2, \text{ depending on which end is dimensioned})$$

Use the formulae above for calculating the bend allowance and overall plate length.

These calculations use the standard $\frac{5}{8}$ " radius.

Click [here](#) to let the computer calculate the bend allowance.



All dimensions are calculated in inches

$$RD = \left(\frac{5}{8} + \text{material thickness} \right) \times \left(\frac{\text{TAN of Degrees in Bend}}{2} \right)$$

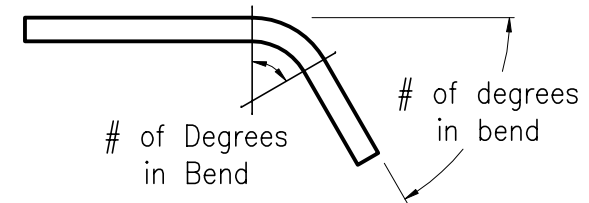
$$SD1 = LD1 - RD$$

$$SD2 = LD2 - RD$$

$$BA = 0.017453 \times \left(.625 + \frac{1}{3} \text{ mat'l thickness} \right) \times \text{Number of Degrees in Bend}$$

$$FBL = SD1 + SD2 + BA$$

$$BL = \left(\frac{BA}{2} \right) + SD \left(* SD1 \text{ or } SD2, \text{ depending on which end is dimensioned} \right)$$



Use the formulae above for calculating the bend allowance and overall plate length.

These calculations use the standard $\frac{5}{8}$ " radius.

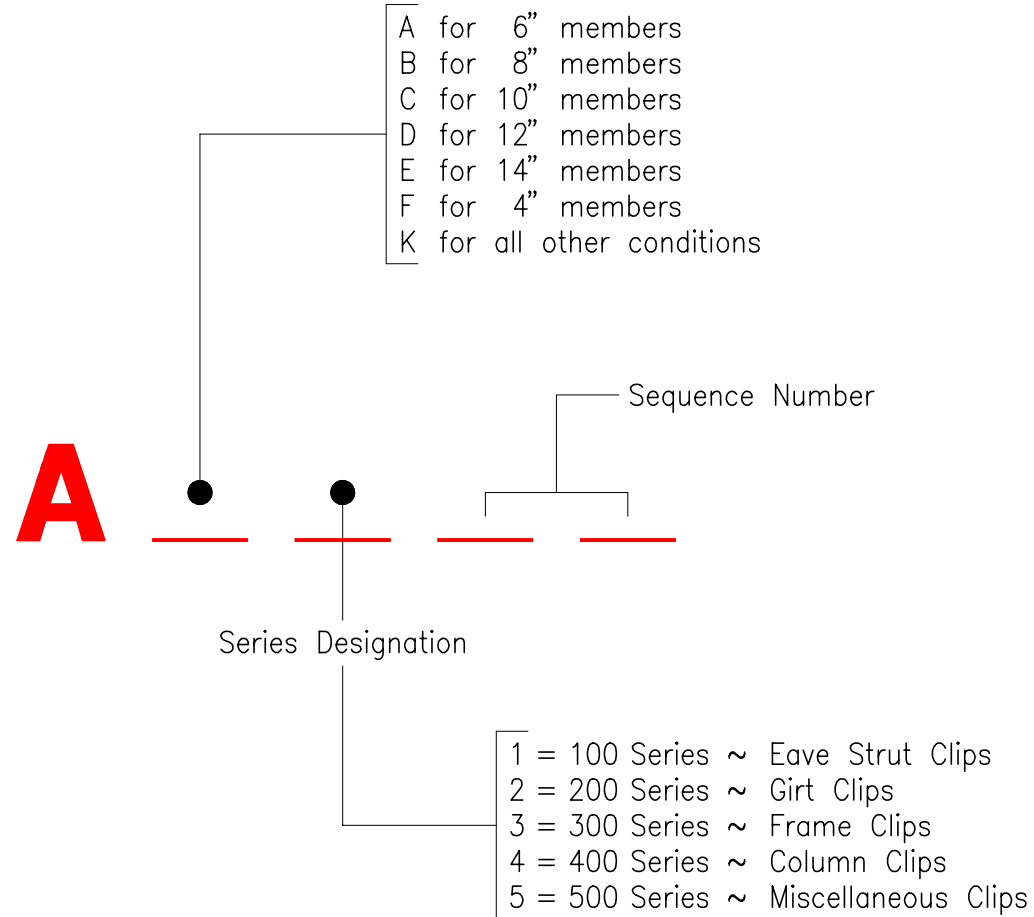
Click [here](#) to let the computer calculate the bend allowance.

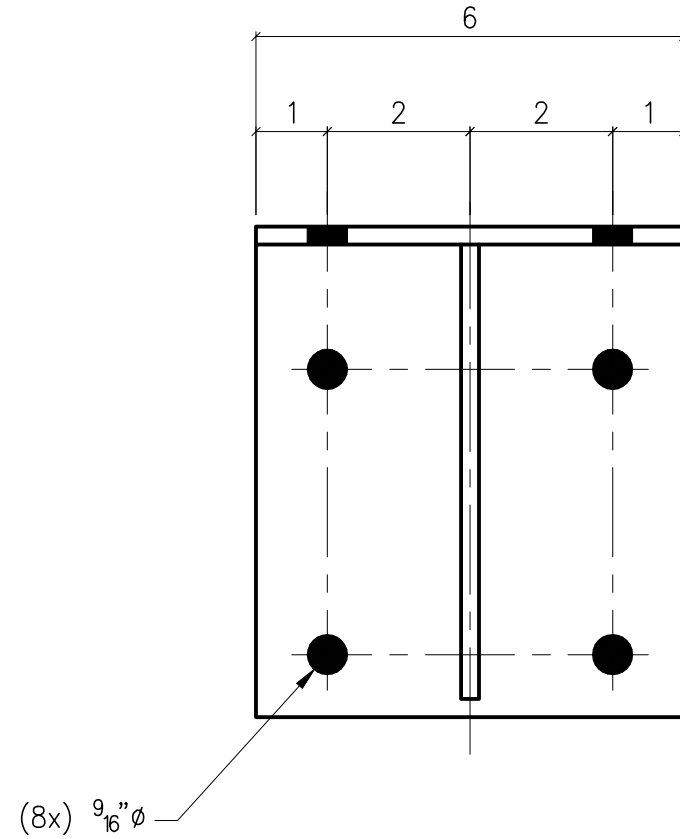
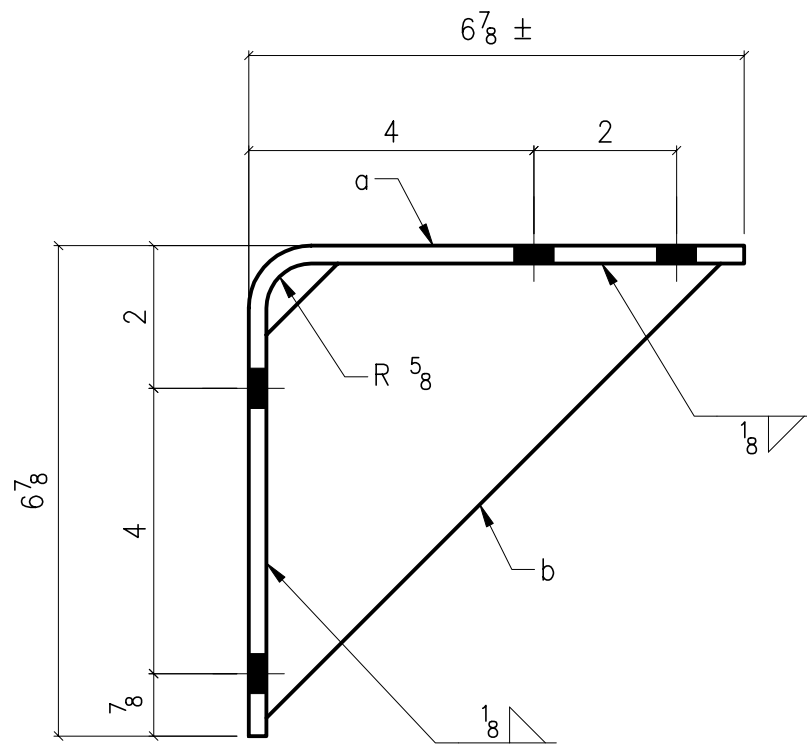
www.wwbldgsys.com

© 2000 Whirlwind Steel Buildings, Inc.
All rights reserved

Bend Calculator - Less Than 90°

Issue: 0
Date: 8.15.00
Page: x





a ~ 6 x 1/4 x 1'-1 3/16

b ~ 4 x 1/4 x 0'-9

Uses:

Eave strut to cee corner column

8" girt line

www.wwbldgsys.com

© 2000 Whirlwind Steel Buildings, Inc.

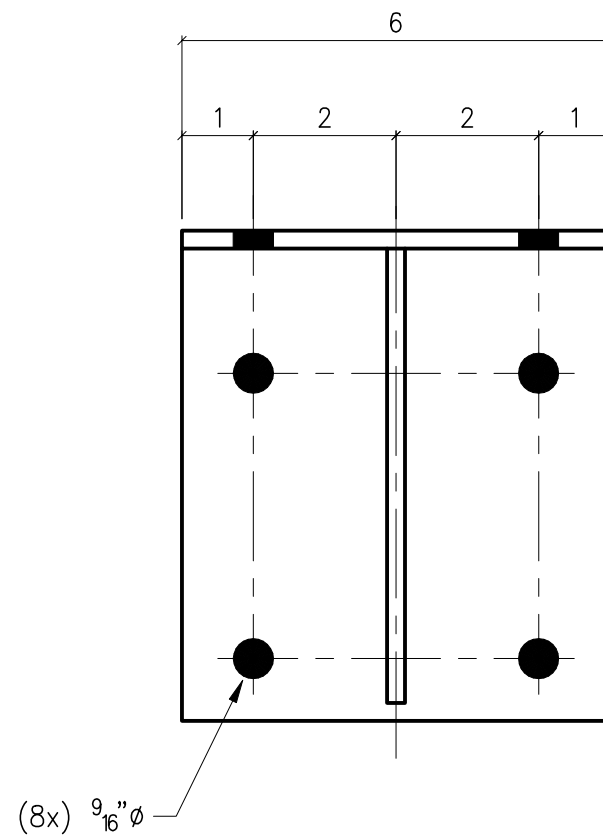
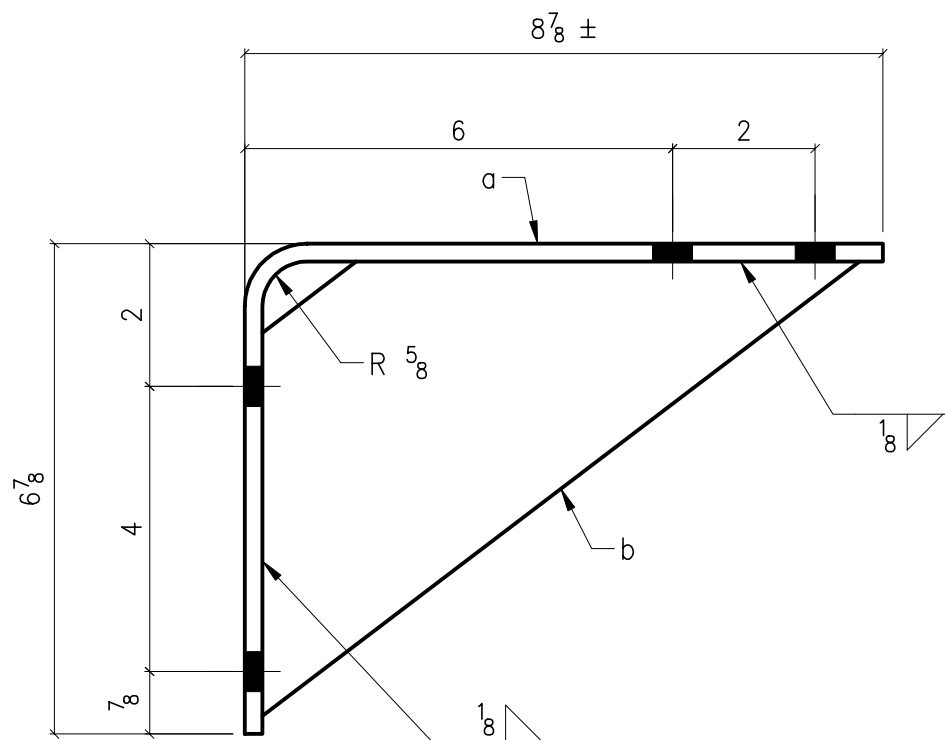
All rights reserved

AB100

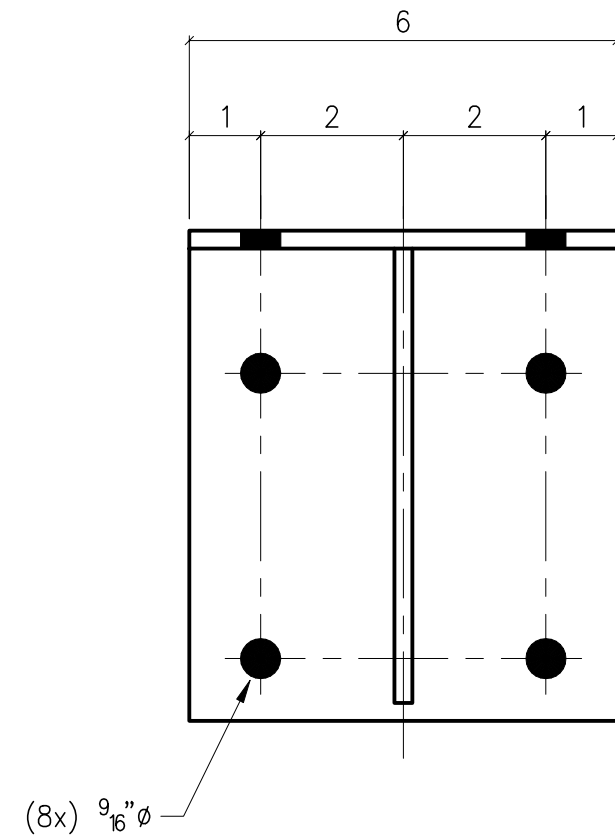
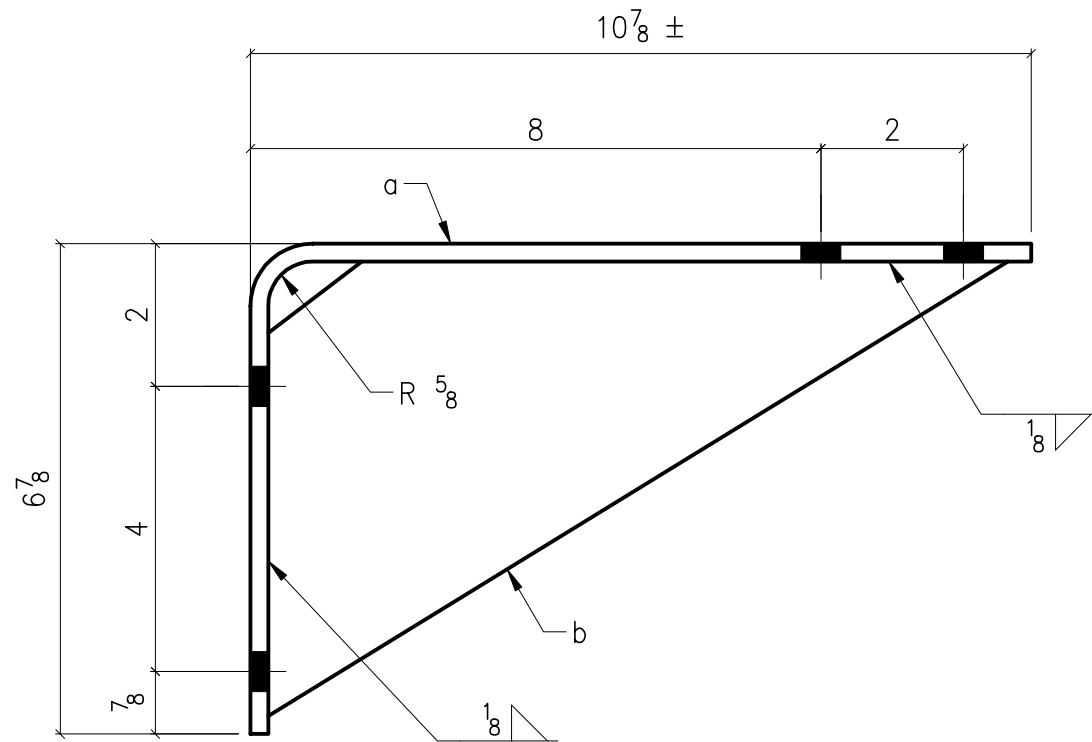
Issue: 0

Date: 8.15.00

Page: 1-1



$a \sim 6 \times \frac{1}{4} \times 1'-3\frac{3}{16}$
 $b \sim 4\frac{3}{4} \times \frac{1}{4} \times 0'-10\frac{13}{16}$
 Uses:
 Eave strut to cee corner column
 10" girt line



$a \sim 6 \times \frac{1}{4} \times 1'-5\frac{3}{16}$

$b \sim 5 \times \frac{1}{4} \times 1'-0\frac{1}{2}$

Uses:

Eave strut to cee corner column

12" girt line

www.wwbldgsys.com

© 2000 Whirlwind Steel Buildings, Inc.

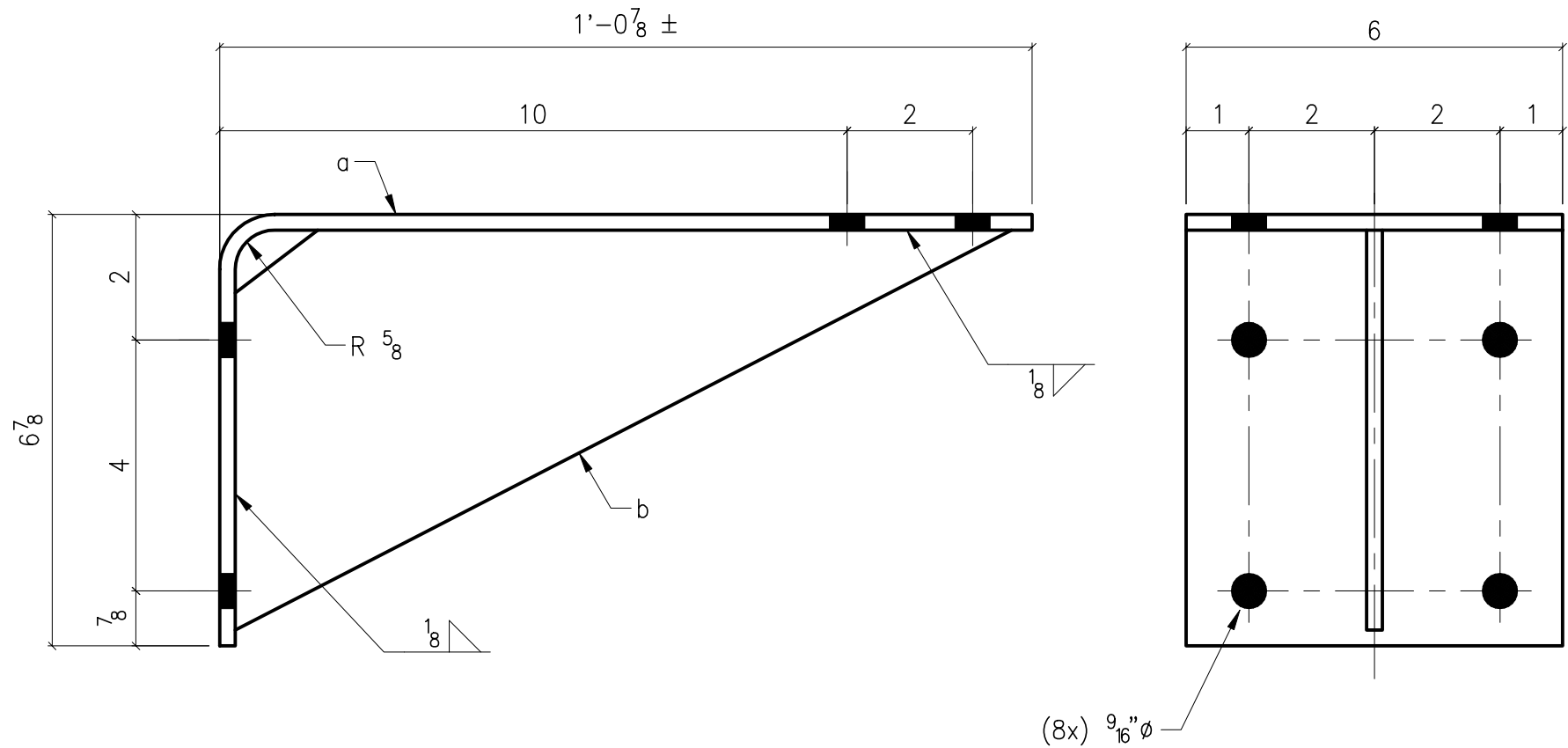
All rights reserved

AD100

Issue: 0

Date: 8.15.00

Page: 1-3



a ~ 6 x $\frac{1}{4}$ x $1'-7\frac{3}{16}$

b ~ 5 x $\frac{1}{4}$ x $1'-2\frac{1}{4}$

Uses:

Eave strut to cee corner column

14" girt line

www.wwbldgsys.com

© 2000 Whirlwind Steel Buildings, Inc.

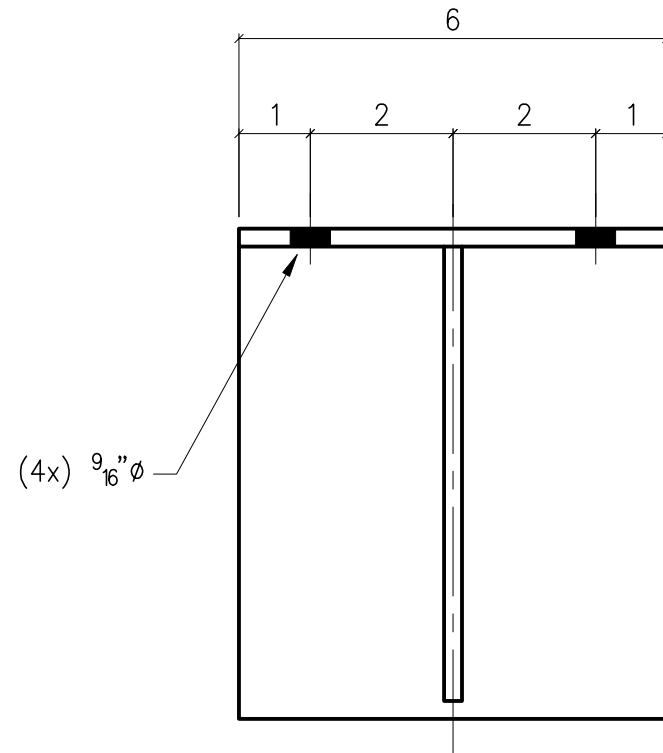
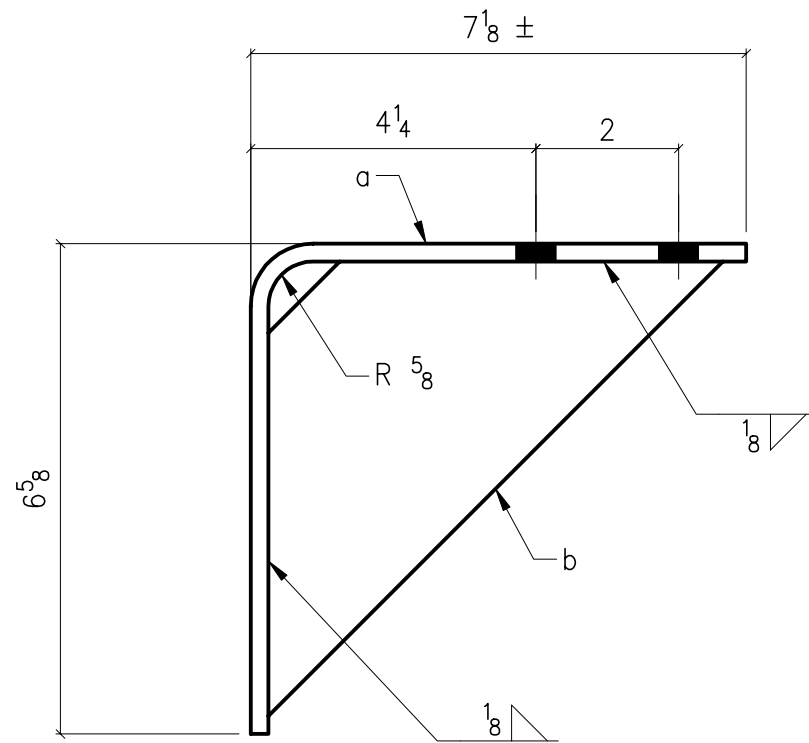
All rights reserved

AE100

Issue: 0

Date: 8.15.00

Page: 1-4



a ~ 6 x 1/4 x 1'-1 3/16

b ~ 4 x 1/4 x 0'-9

Uses:

Eave strut to main frame column

8 1/4" girt line

www.wwbldgsys.com

© 2000 Whirlwind Steel Buildings, Inc.

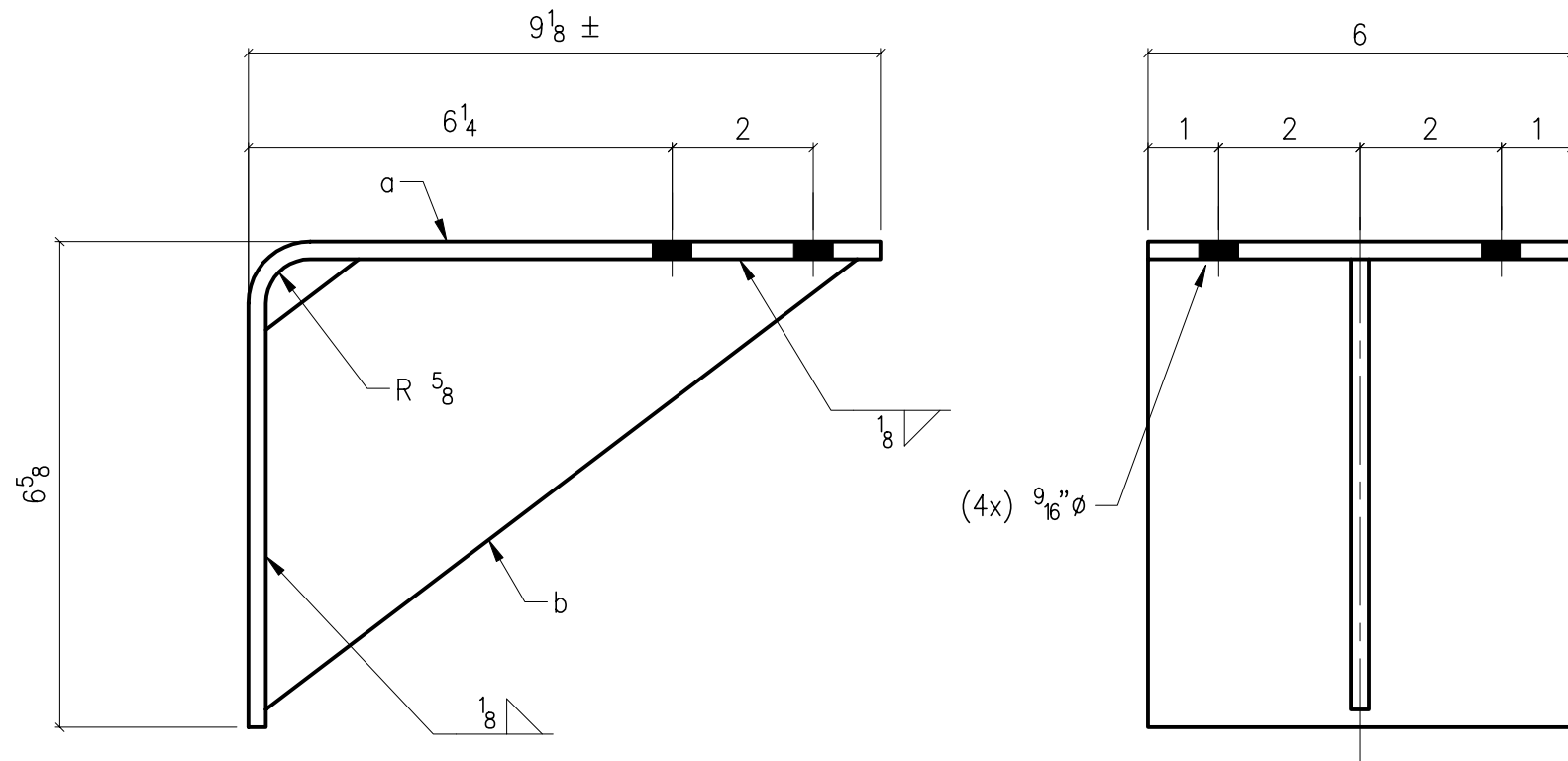
All rights reserved

AB101

Issue: 0

Date: 8.15.00

Page: 1-5



$a \sim 6 \times \frac{1}{4} \times 1'-3\frac{3}{16}$
 $b \sim 4\frac{9}{16} \times \frac{1}{4} \times 0'-10\frac{1}{2}$

Uses:

Eave strut to main frame column

10 1/4" girt line

www.wwbldgsys.com

© 2000 Whirlwind Steel Buildings, Inc.

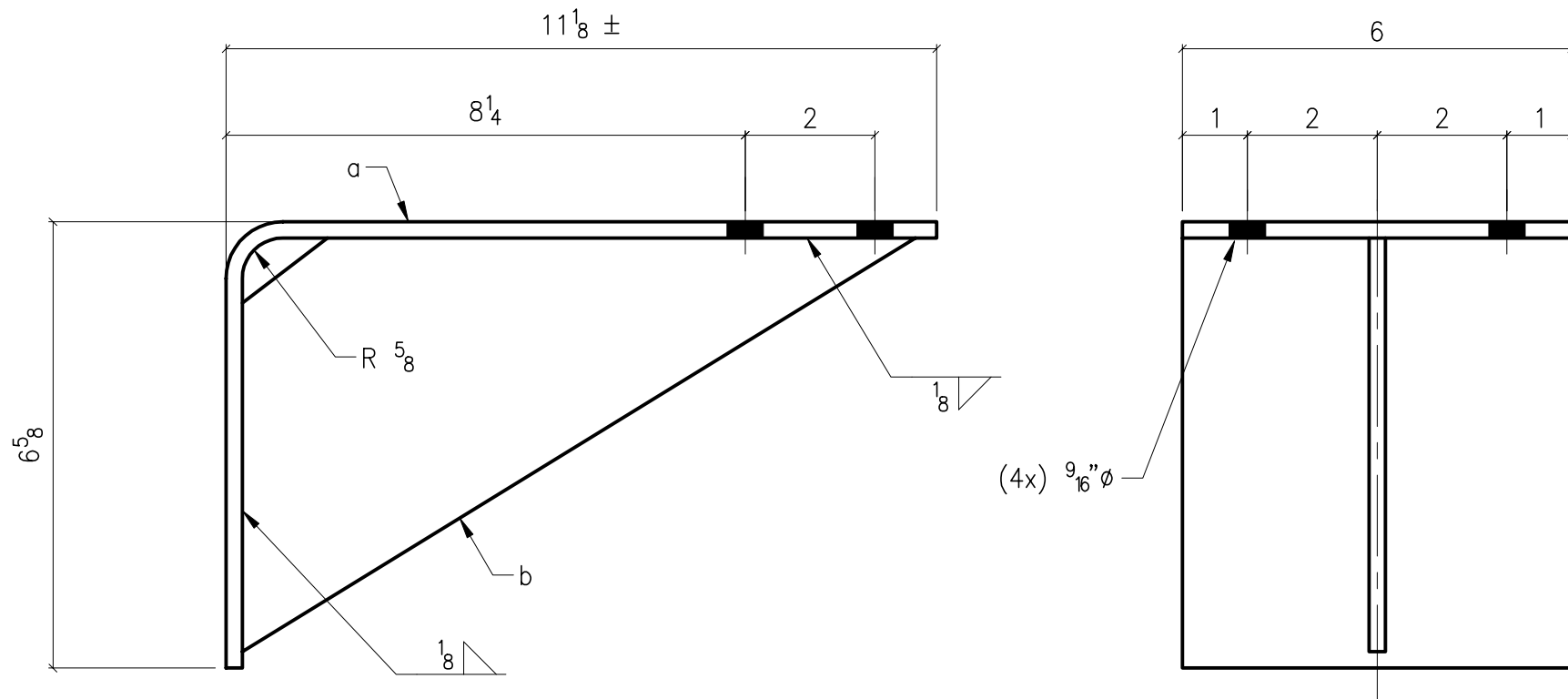
All rights reserved

AC101

Issue: 0

Date: 8.15.00

Page: 1-6



$a \sim 6 \times \frac{1}{4} \times 1'-5\frac{3}{16}$

$b \sim 5 \times \frac{1}{4} \times 1'-0\frac{1}{2}$

Uses:

Eave strut to main frame column

$12\frac{1}{4}$ " girt line

www.wwbldgsys.com

© 2000 Whirlwind Steel Buildings, Inc.

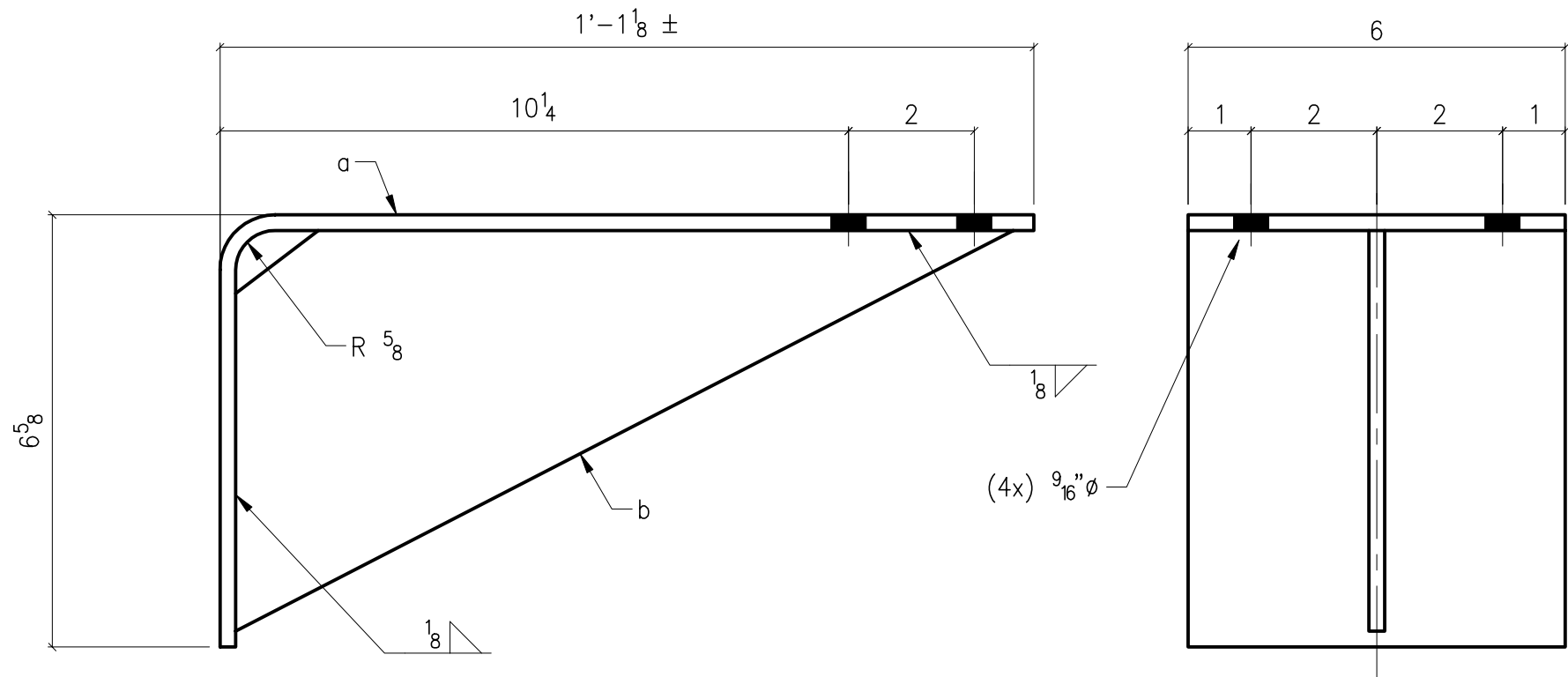
All rights reserved

AD101

Issue: 0

Date: 8.15.00

Page: 1-7



a ~ $6 \times \frac{1}{4} \times 1'-7\frac{3}{16}$

b ~ $5 \times \frac{1}{4} \times 1'-2\frac{1}{4}$

Uses:

Eave strut to main frame column

$14\frac{1}{4}$ " girt line

www.wwbldgsys.com

© 2000 Whirlwind Steel Buildings, Inc.

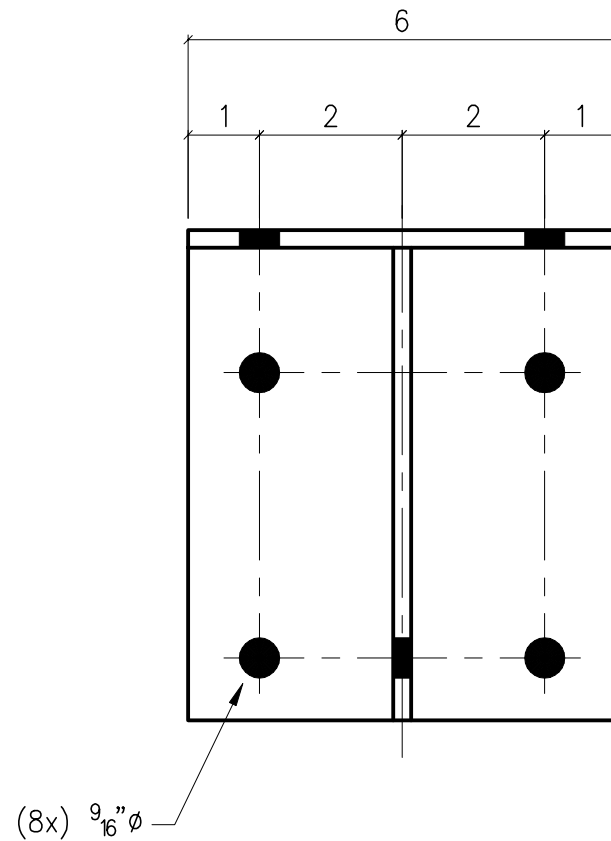
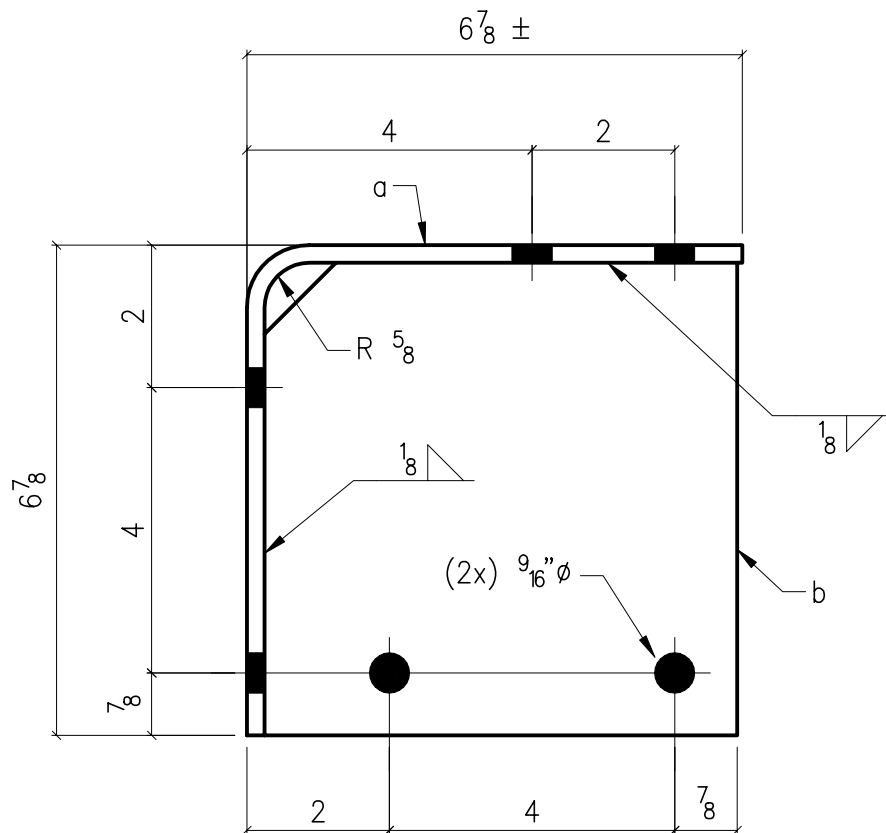
All rights reserved

AE101

Issue: 0

Date: 8.15.00

Page: 1-8



a ~ 6 x $\frac{1}{4}$ x 1'-1 $\frac{3}{16}$

b ~ 6 $\frac{5}{8}$ x $\frac{1}{4}$ x 0'-6 $\frac{5}{8}$

Uses:

Eave strut to cee corner column with
header attachment

8" girt line

www.wwbldgsys.com

© 2000 Whirlwind Steel Buildings, Inc.

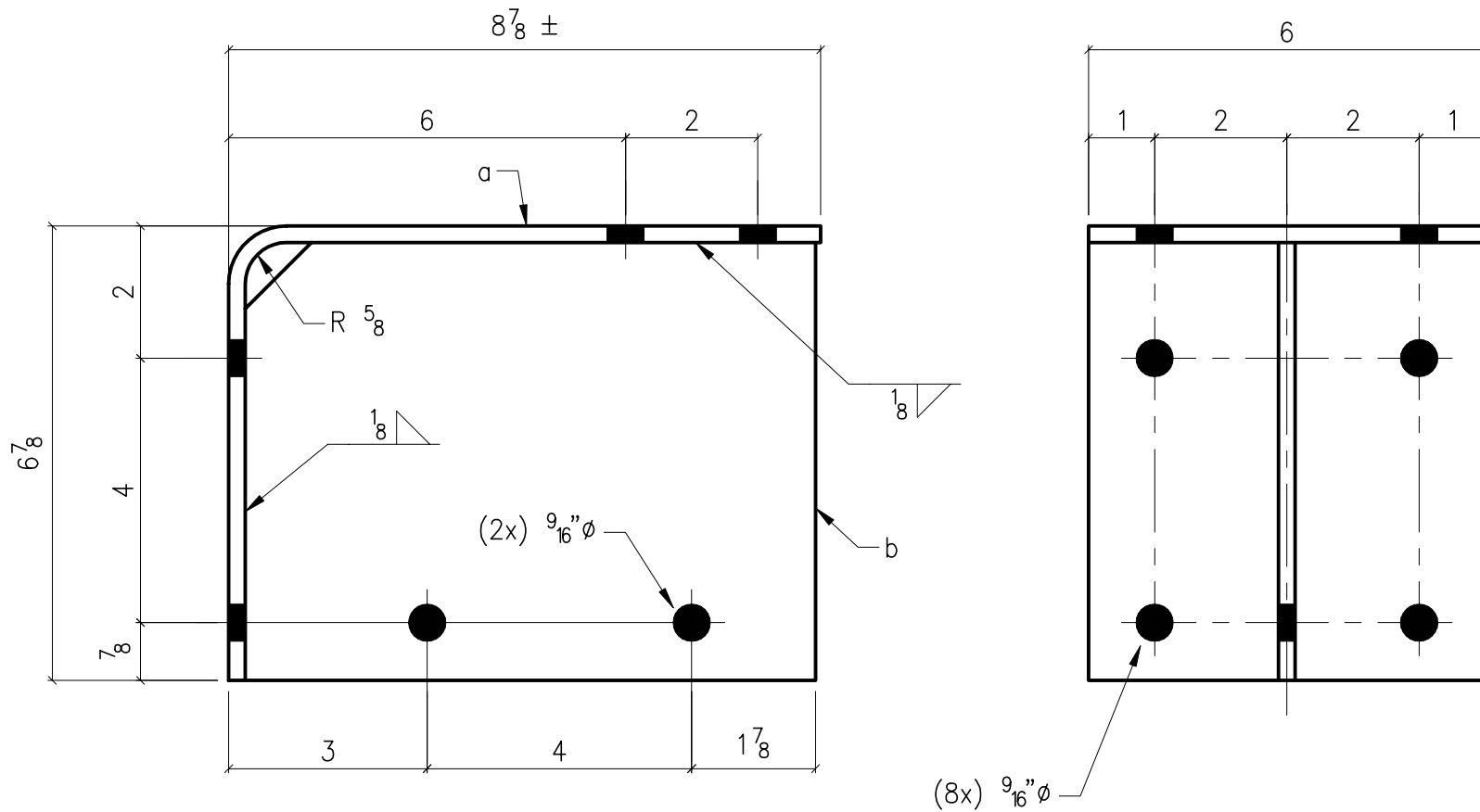
All rights reserved

AB102

Issue: 0

Date: 8.15.00

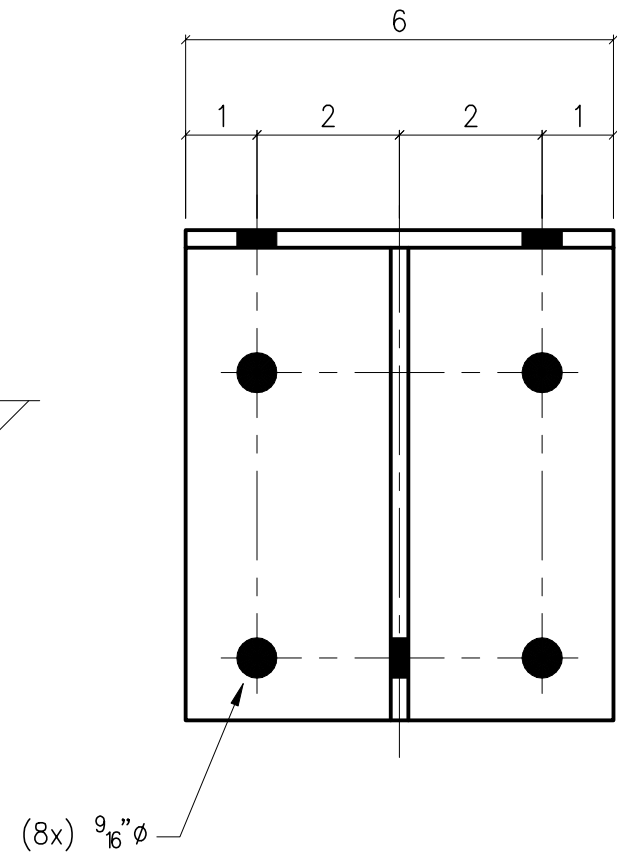
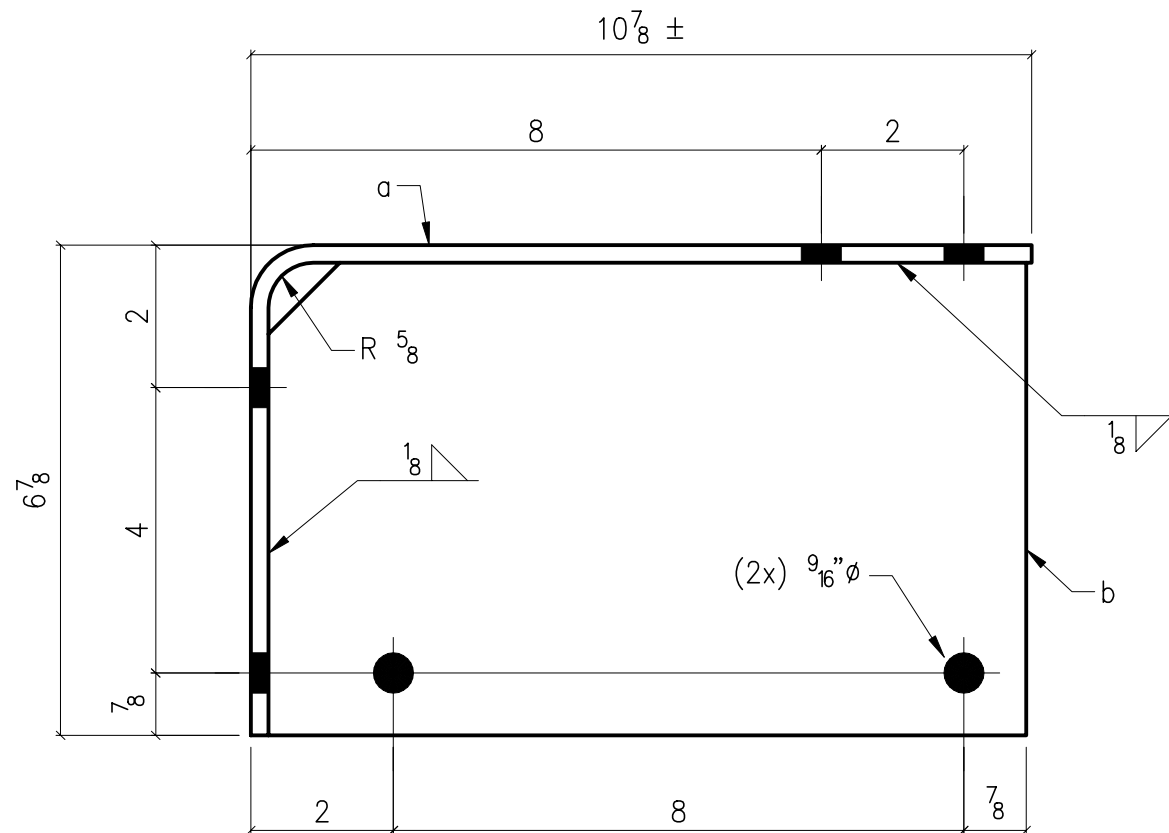
Page: 1-9



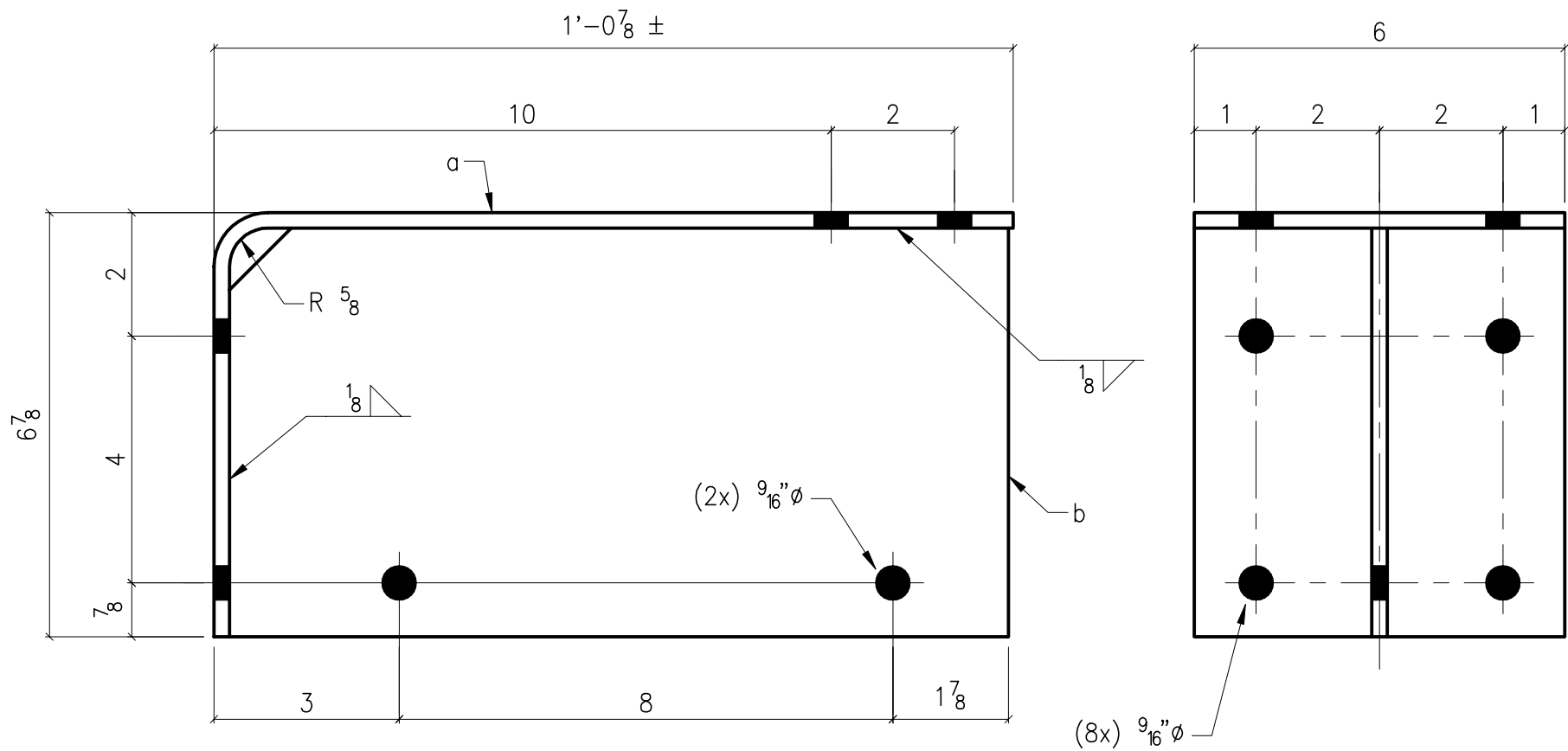
a ~ $6 \times \frac{1}{4} \times 1'-3\frac{3}{16}$
 b ~ $6\frac{5}{8} \times \frac{1}{4} \times 0'-8\frac{5}{8}$

Uses:

Eave strut to cee corner column with
 header attachment
 10" girt line



$a \sim 6 \times \frac{1}{4} \times 1'-5\frac{3}{16}$
 $b \sim 6\frac{5}{8} \times \frac{1}{4} \times 0'-10\frac{5}{8}$
 Uses:
 Eave strut to cee corner column with
 header attachment
 12" girt line



a ~ $6 \times \frac{1}{4} \times 1'-7\frac{3}{16}$

b ~ $6\frac{5}{8} \times \frac{1}{4} \times 1'-0\frac{5}{8}$

Uses:

Eave strut to cee corner column with
header attachment

14" girt line

www.wwbldgsys.com

© 2000 Whirlwind Steel Buildings, Inc.

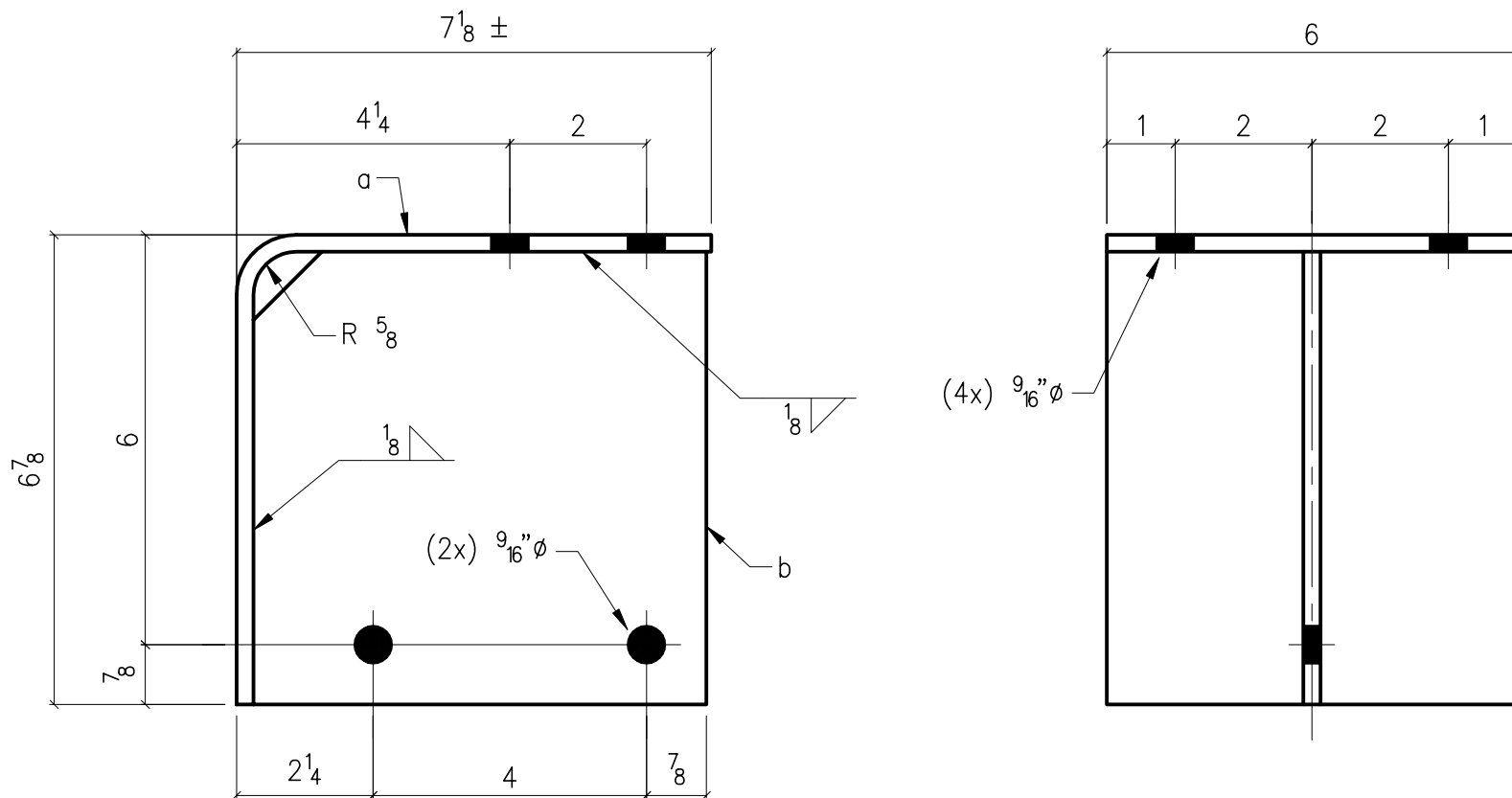
All rights reserved

AE102

Issue: 0

Date: 8.15.00

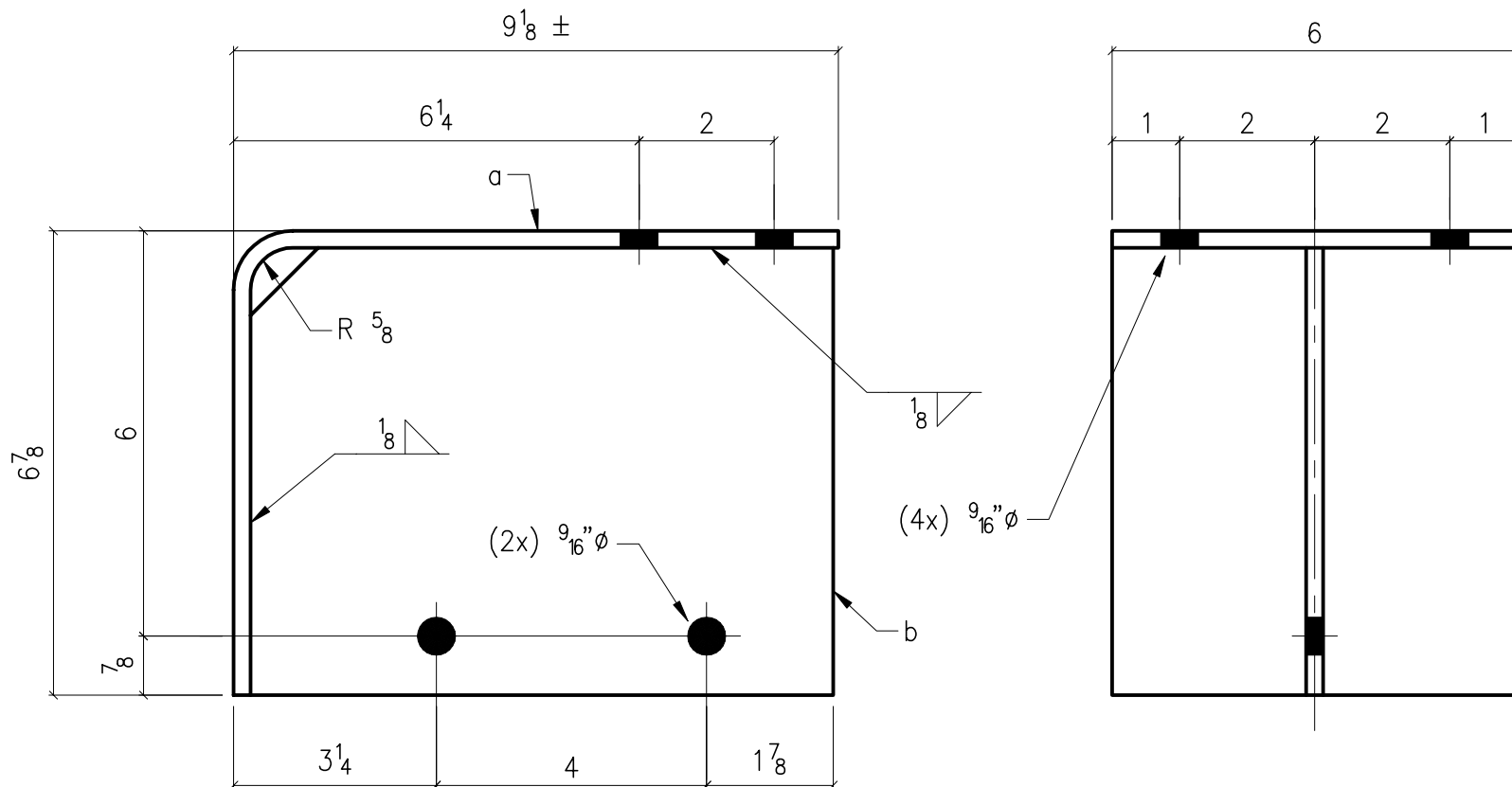
Page: 1-12



a ~ $6 \times \frac{1}{4} \times 1'-1\frac{7}{16}$
 b ~ $6\frac{5}{8} \times \frac{1}{4} \times 0'-6\frac{7}{8}$

Uses:

Eave strut to main frame column with
 header attachment
 $8\frac{1}{4}$ " girt line



a ~ 6 x 1/4 x 1'-3 7/16
 b ~ 6 5/8 x 1/4 x 0'-8 7/8

Uses:

Eave strut to main frame column with
 header attachment

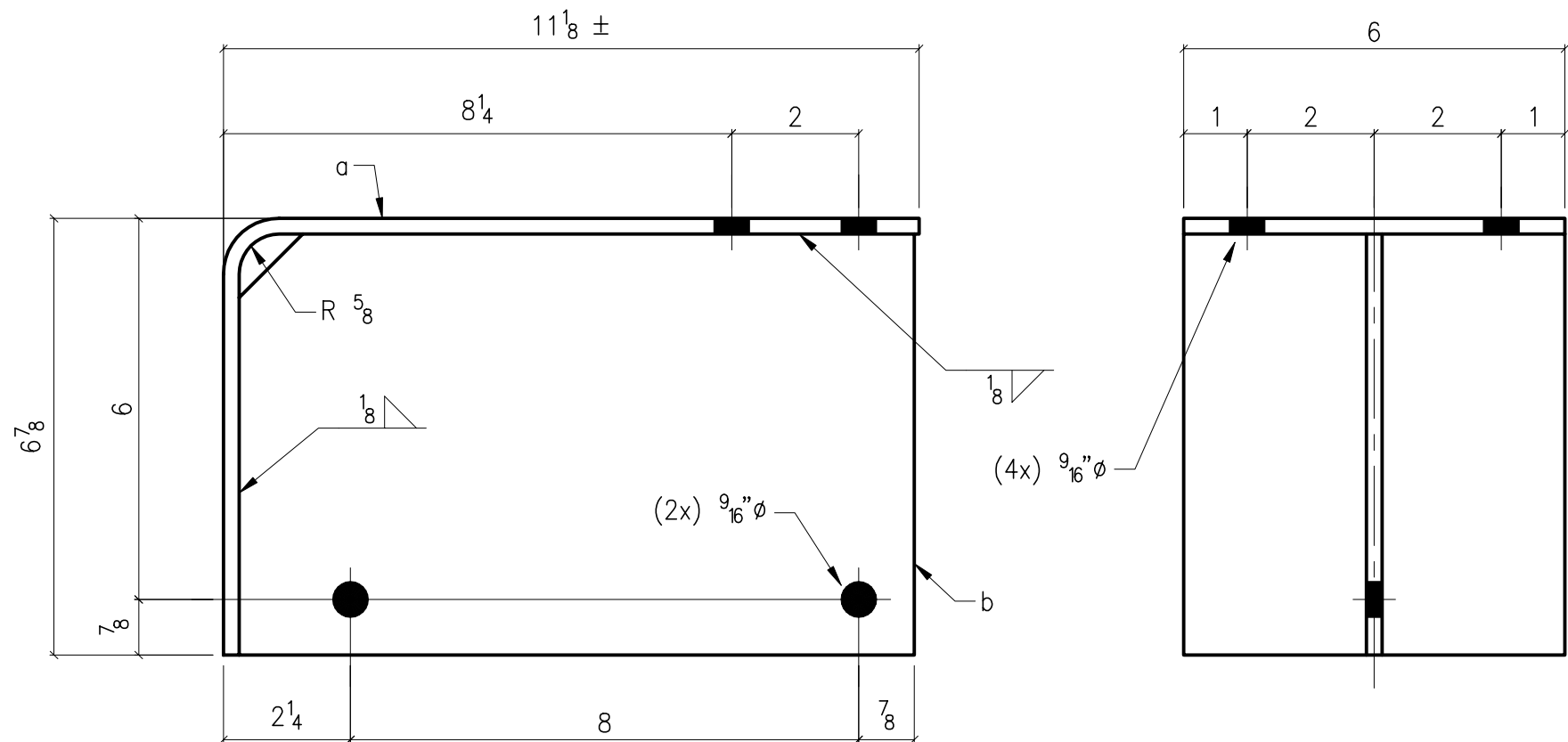
10 1/4" girt line

www.wwbldgsys.com

© 2000 Whirlwind Steel Buildings, Inc.
 All rights reserved

AC103

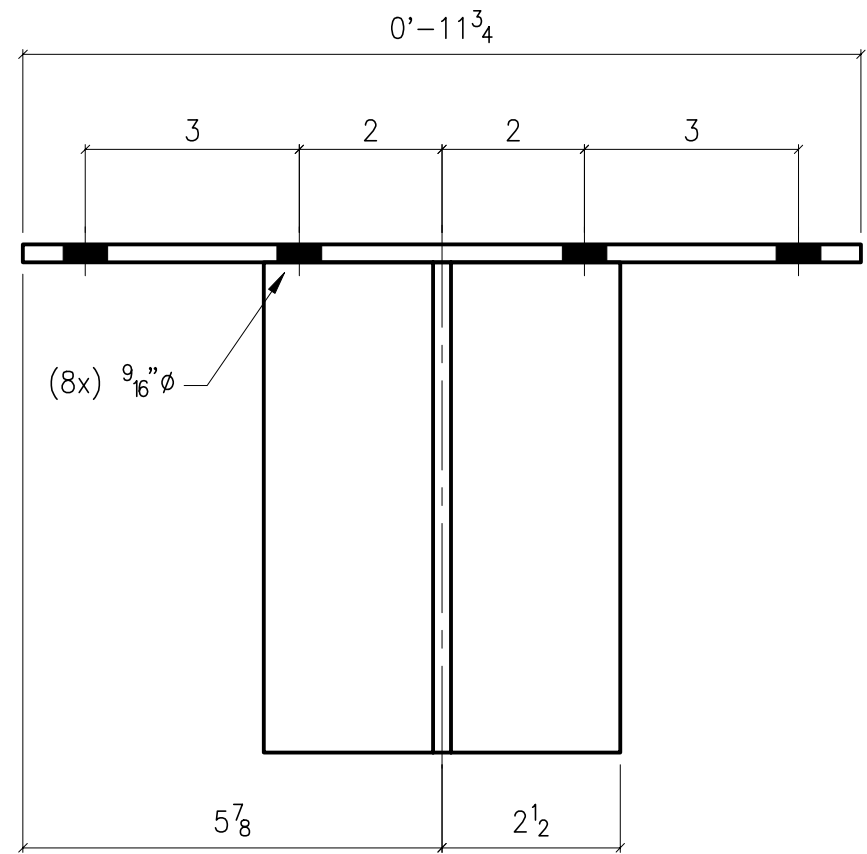
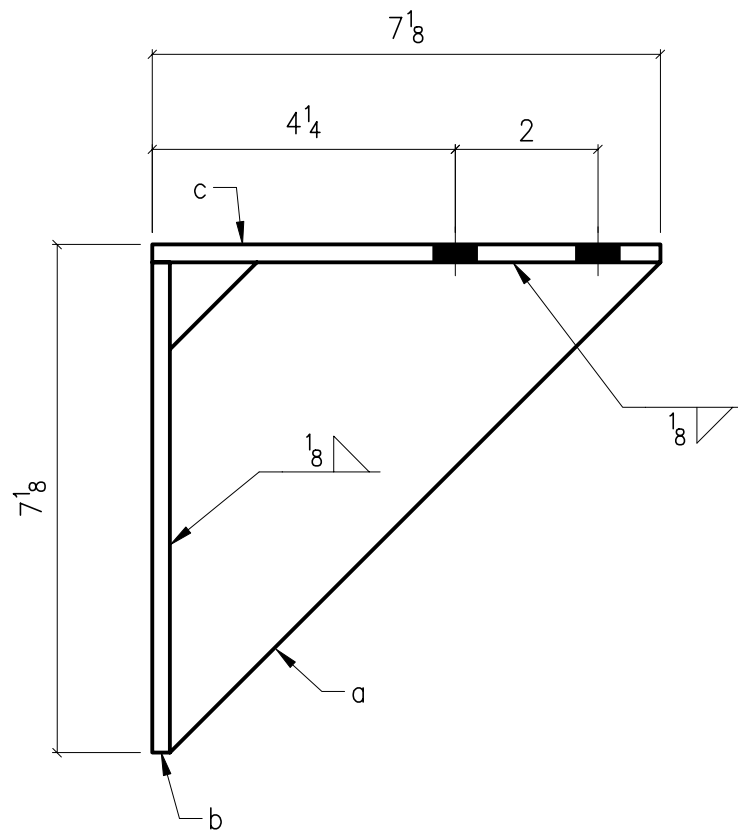
Issue: 0
 Date: 8.15.00
 Page: 1-14



a ~ $6 \times \frac{1}{4} \times 1'-5\frac{7}{16}$
 b ~ $6\frac{5}{8} \times \frac{1}{4} \times 0'-10\frac{7}{8}$

Uses:

Eave strut to main frame column with
 header attachment
 $12\frac{1}{4}$ " girt line



a ~ 4 x 1/4 x 0'-9 11/16

b ~ 5 x 1/4 x 0'-6 7/8

c ~ 7 1/8 x 1/4 x 0'-11 3/4

Uses:

Eave strut to main frame column with
canopy rafter attachment

8 1/4" girt line

www.wwbldgsys.com

© 2000 Whirlwind Steel Buildings, Inc.

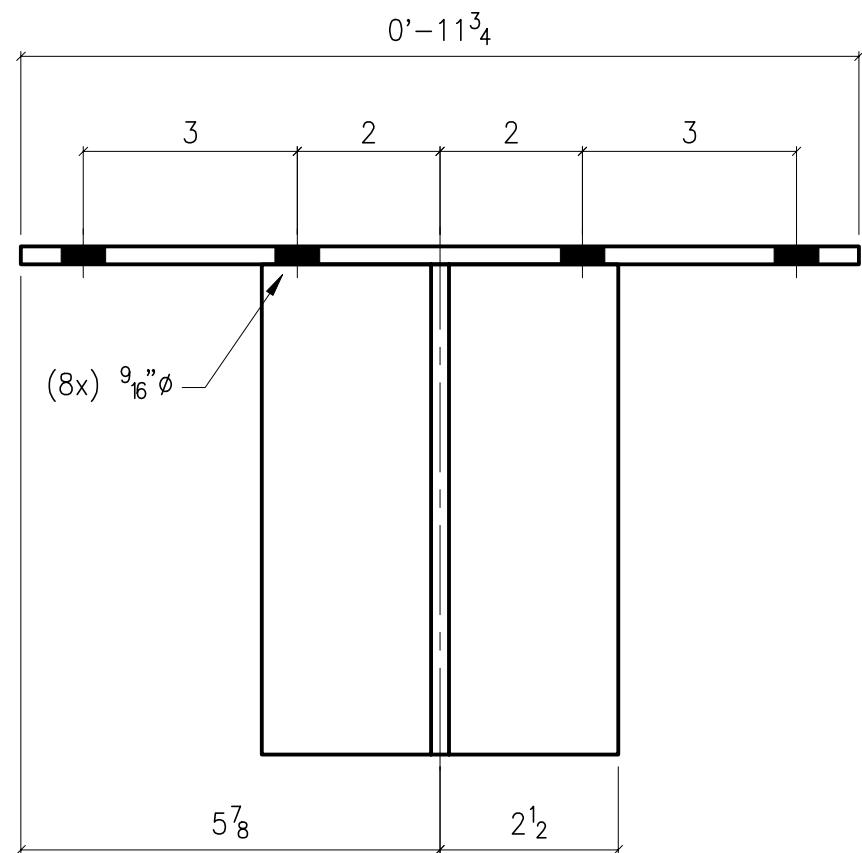
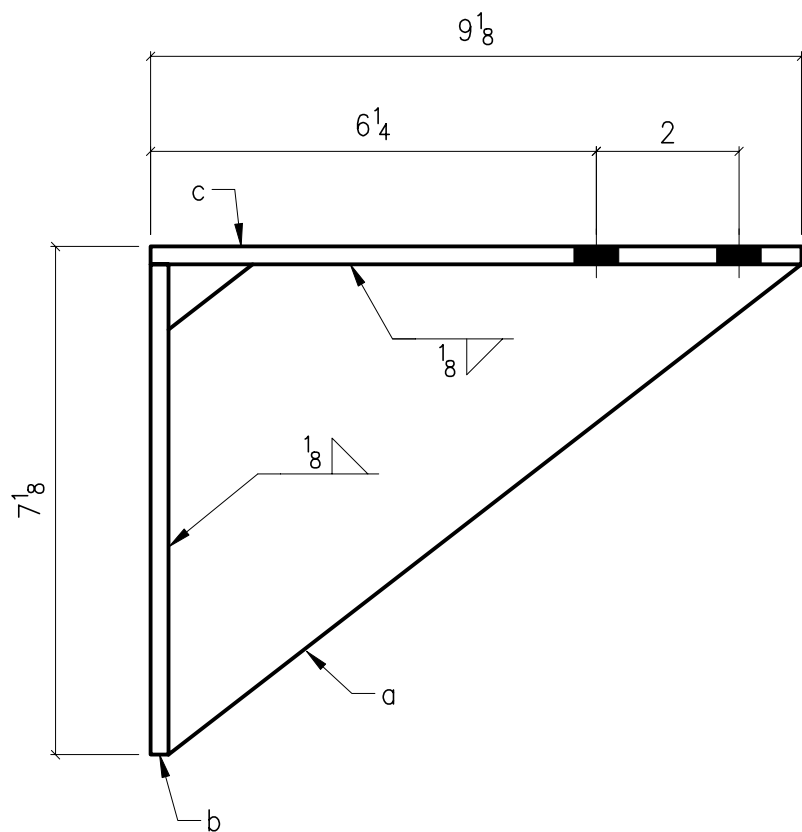
All rights reserved

AB104

Issue: 0

Date: 8.15.00

Page: 1-17



a ~ 5 x 1/4 x 0'-11

b ~ 5 x 1/4 x 0'-6 7/8

c ~ 9 1/8 x 1/4 x 0'-11 3/4

Uses:

Eave strut to main frame column with
canopy rafter attachment

10 1/4" girt line

www.wwbldgsys.com

© 2000 Whirlwind Steel Buildings, Inc.

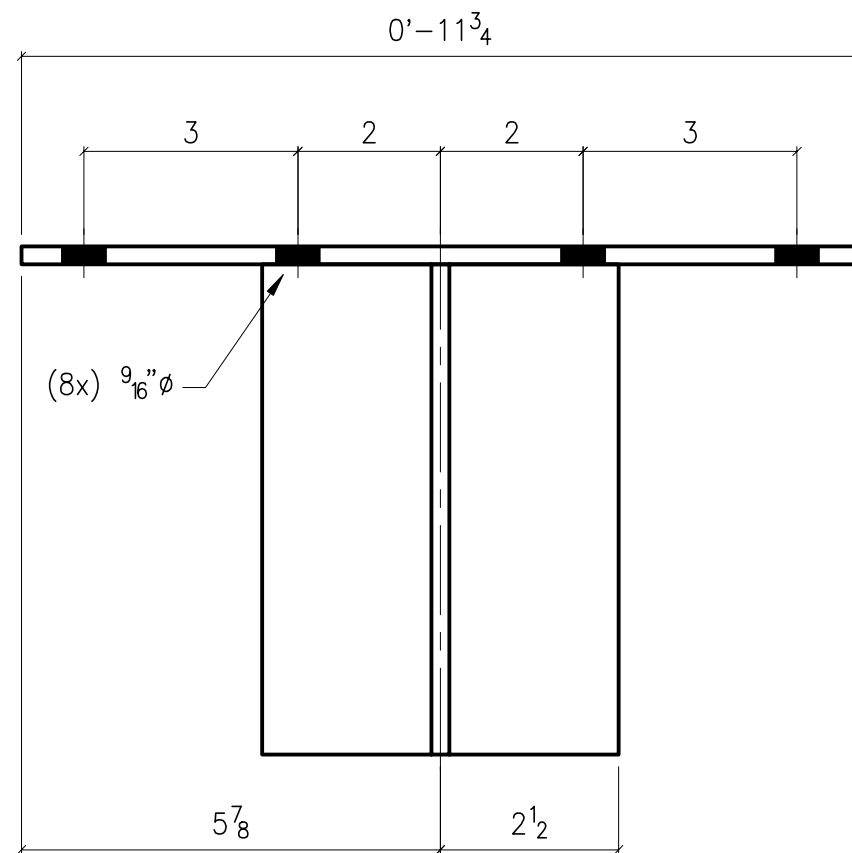
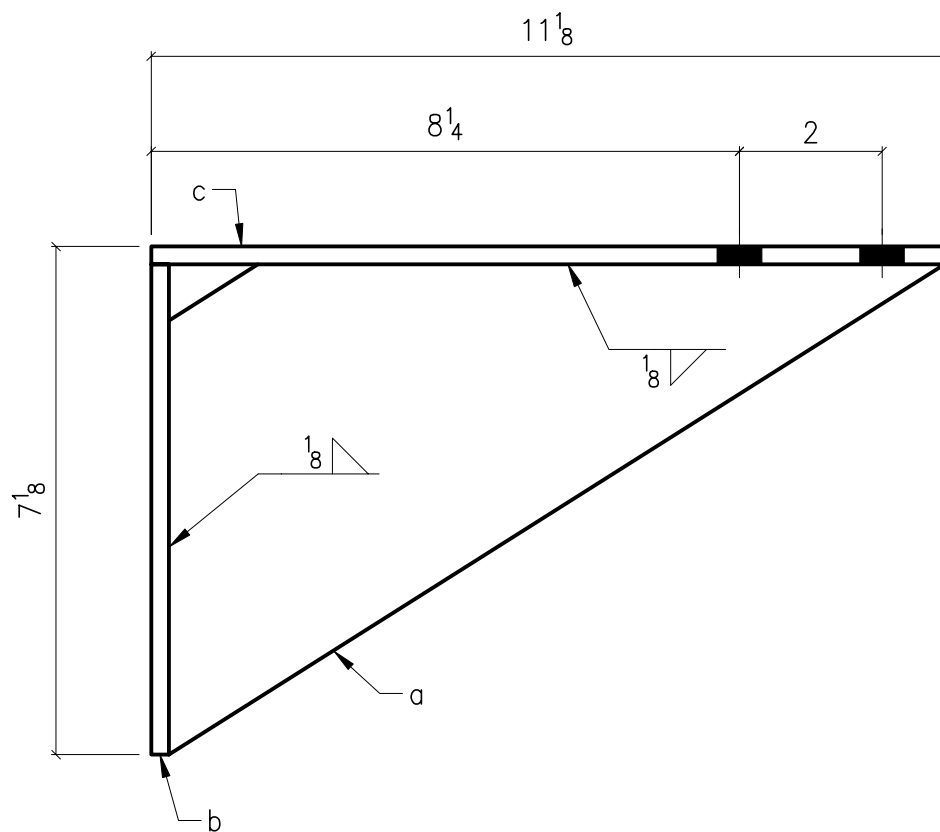
All rights reserved

AC104

Issue: 0

Date: 8.15.00

Page: 1-18



a ~ $5 \times \frac{1}{4} \times 1'-0\frac{7}{8}$

b ~ $5 \times \frac{1}{4} \times 0'-6\frac{7}{8}$

c ~ $11\frac{1}{8} \times \frac{1}{4} \times 0'-11\frac{3}{4}$

Uses:

Eave strut to main frame column with
canopy rafter attachment

$12\frac{1}{4}$ " girt line

www.wwbldgsys.com

© 2000 Whirlwind Steel Buildings, Inc.

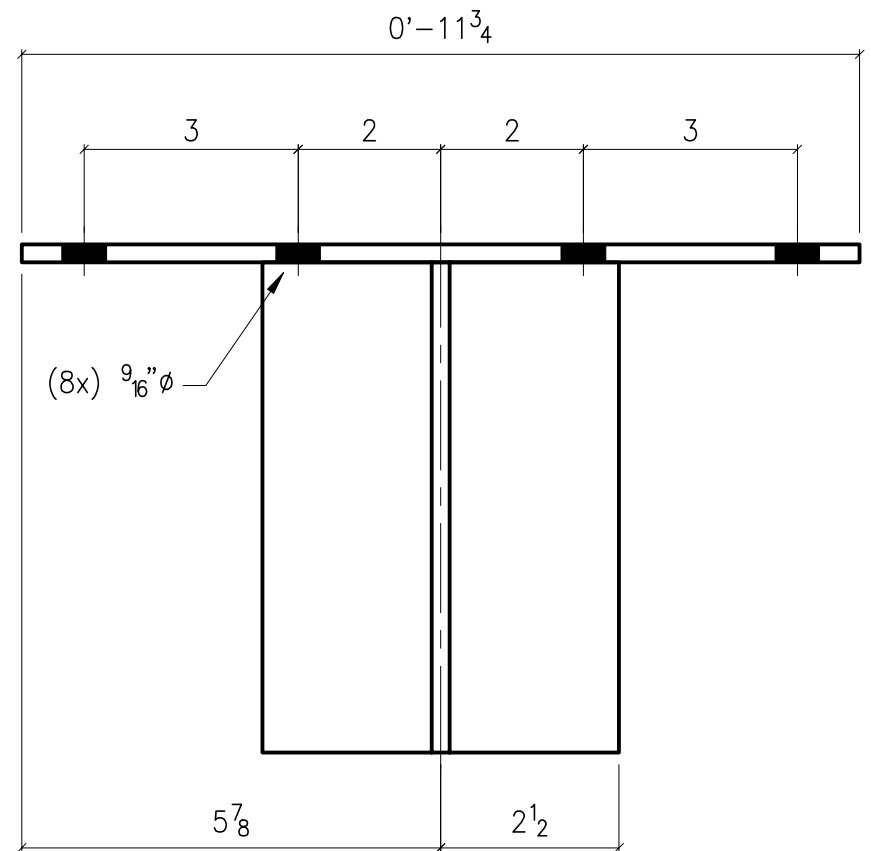
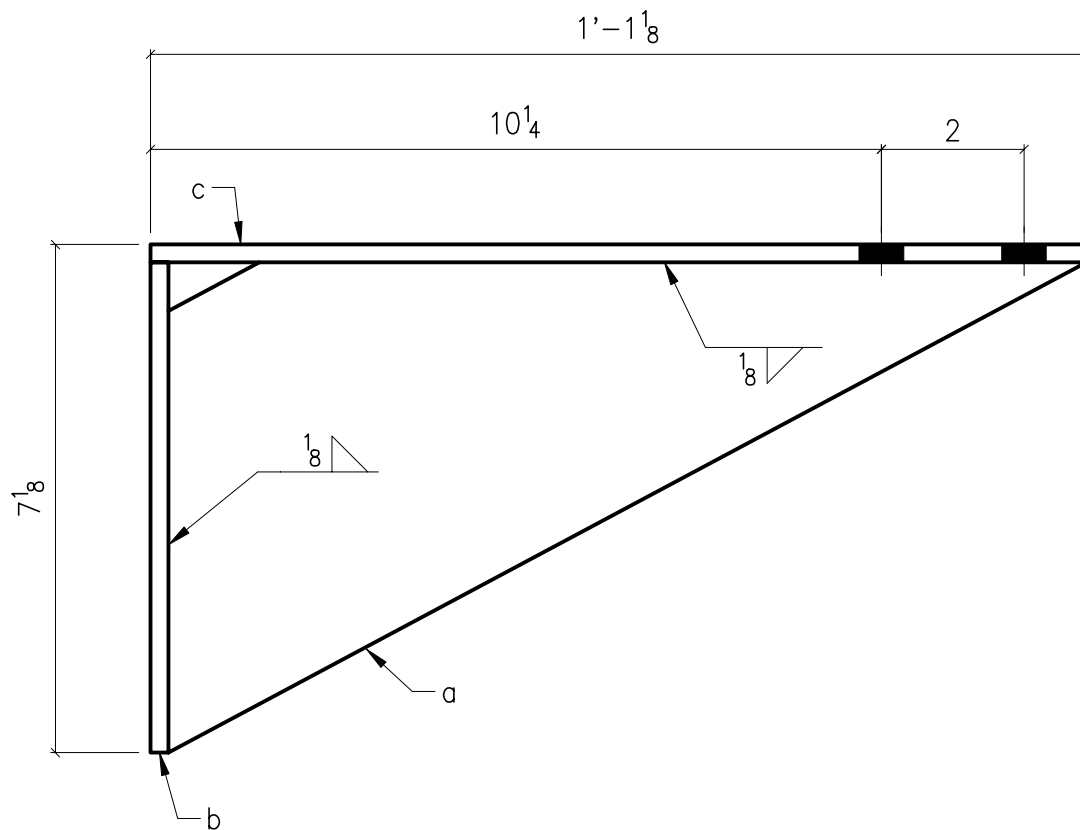
All rights reserved

AD104

Issue: 0

Date: 8.15.00

Page: 1-19



a ~ $5 \times \frac{1}{4} \times 1'-2\frac{5}{8}$

b ~ $5 \times \frac{1}{4} \times 0'-6\frac{7}{8}$

c ~ $11\frac{3}{4} \times \frac{1}{4} \times 1'-1\frac{1}{8}$

Uses:

Eave strut to main frame column with
canopy rafter attachment

14 1/4" girt line

www.wwbldgsys.com

© 2000 Whirlwind Steel Buildings, Inc.

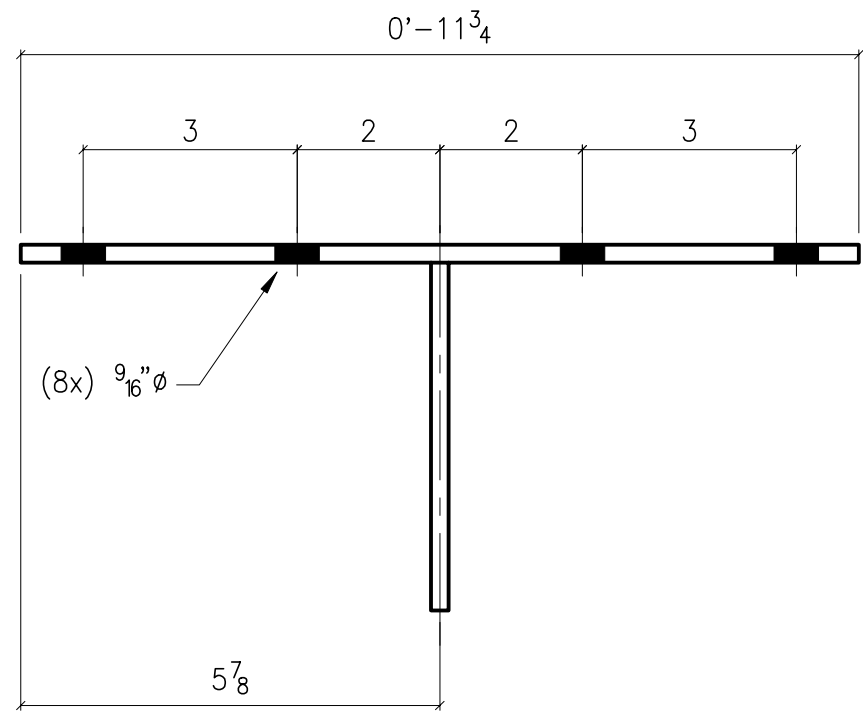
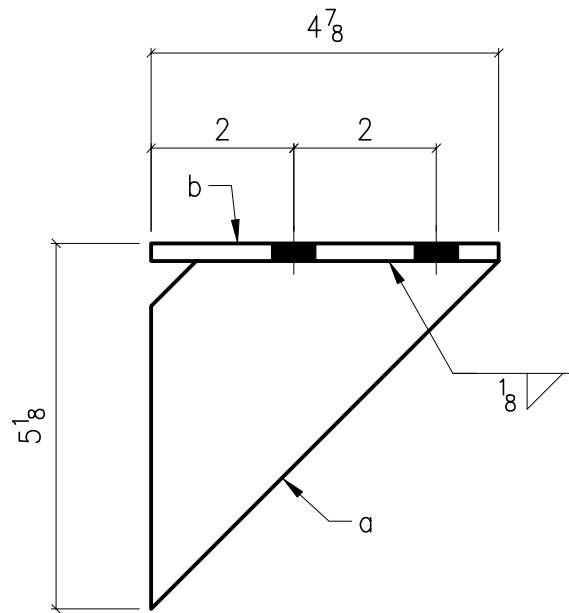
All rights reserved

AE104

Issue: 0

Date: 8.15.00

Page: 1-20



$a \sim 3 \times \frac{1}{4} \times 0'-6\frac{7}{8}$
 $b \sim 4\frac{7}{8} \times \frac{1}{4} \times 0'-11\frac{3}{4}$

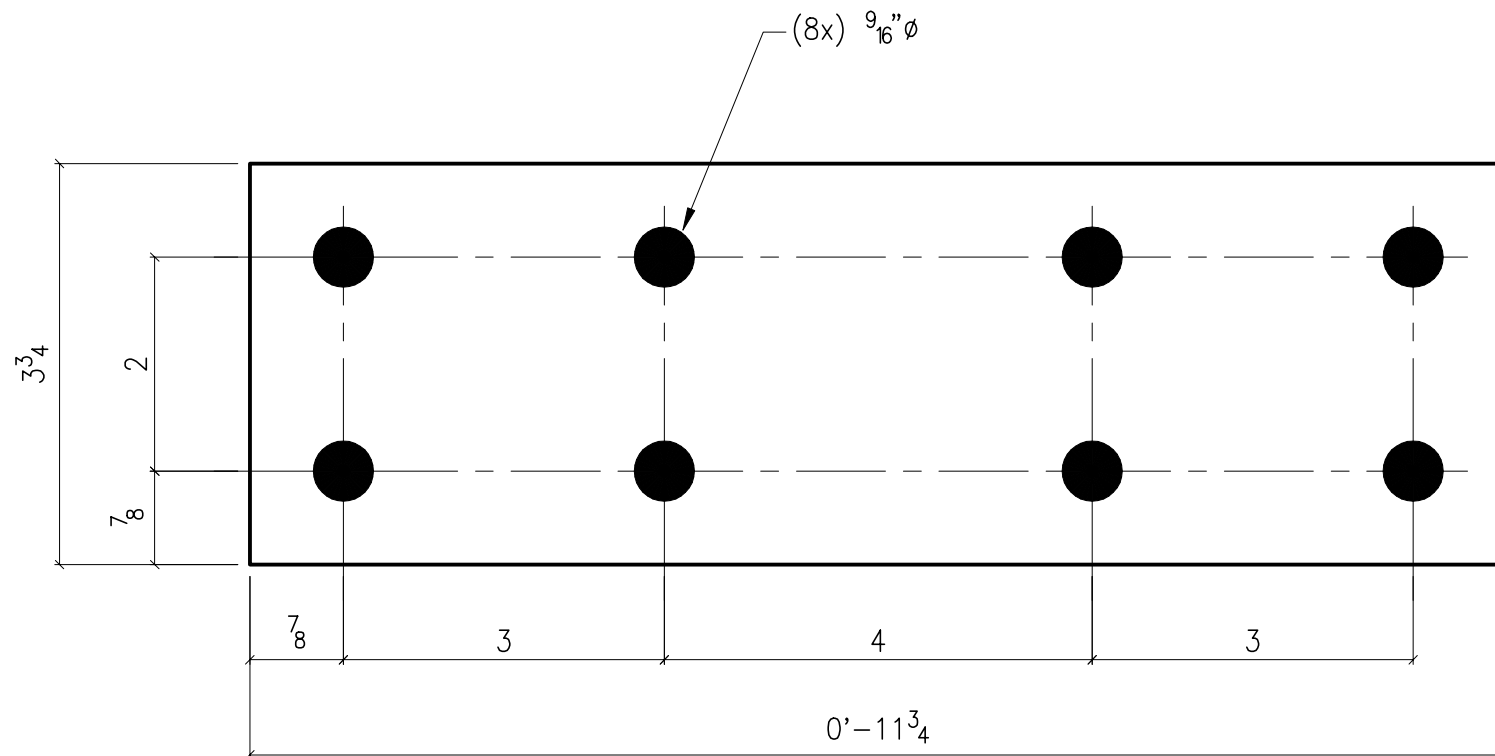
Uses:

Eave strut to end rafter with canopy
rafter attachment

www.wwbldgsys.com
 © 2000 Whirlwind Steel Buildings, Inc.
 All rights reserved

AK105

Issue: 0
 Date: 8.15.00
 Page: 1-21

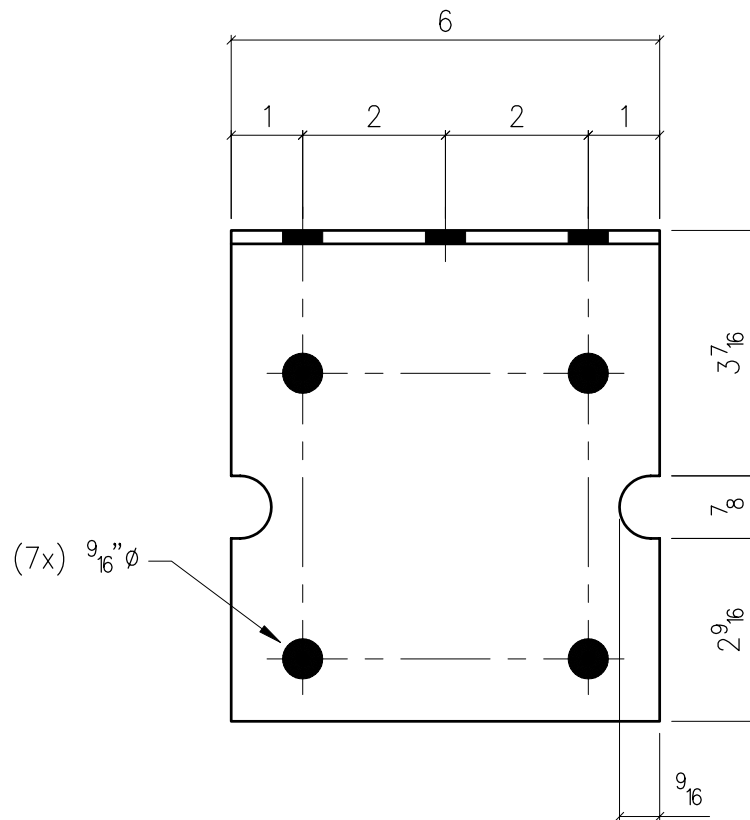
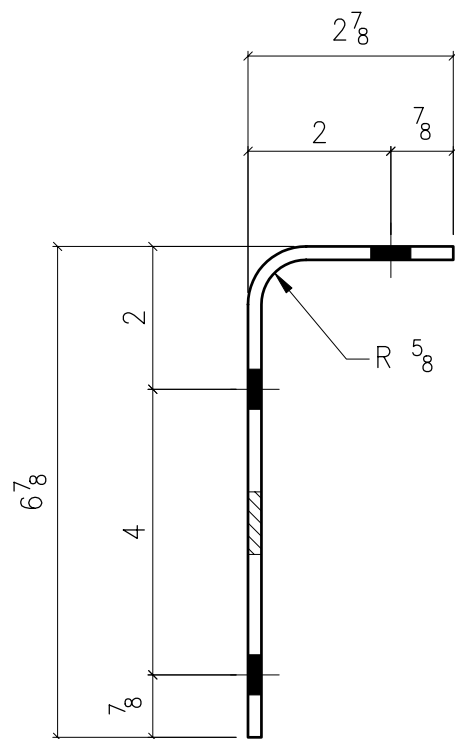


$3\frac{3}{4} \times 10\text{ga} \times 0'-11\frac{3}{4}$
 Uses:
 Reinforcement clip

www.wwbldgsys.com
 © 2000 Whirlwind Steel Buildings, Inc.
 All rights reserved

AK106

Issue: 0
 Date: 8.15.00
 Page: 1-22



6 x $\frac{3}{16}$ x 0'-9 $\frac{1}{4}$

Uses:

Girt attachment

www.whirlwindsteel.com

© 2002 Whirlwind Steel Buildings, Inc.

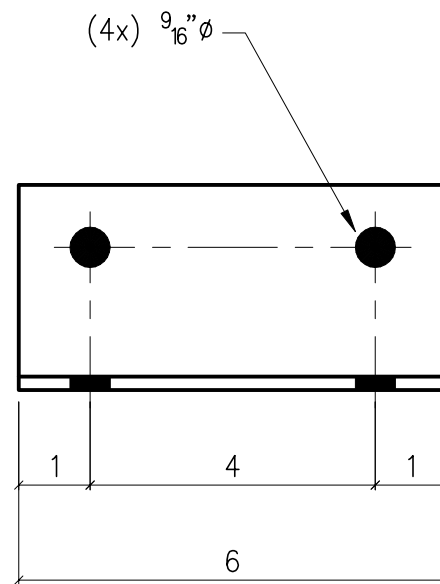
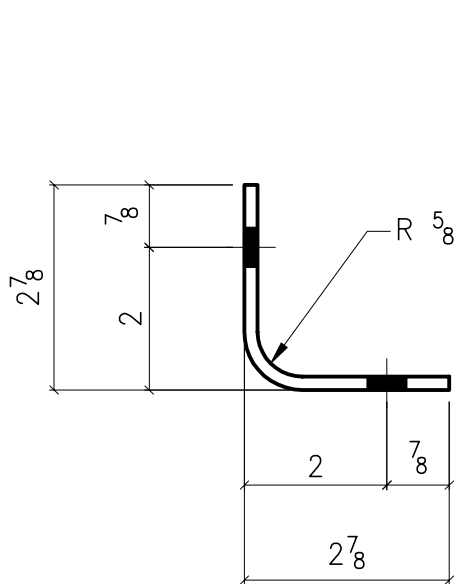
All rights reserved

AK200

Issue: 1

Date: 7.24.02

Page: 2-1



5 1/4 x 3/16 x 0'-6

Uses:

Sidewall girt to cee corner column

Header attachment

www.wwbldgsys.com

© 2000 Whirlwind Steel Buildings, Inc.

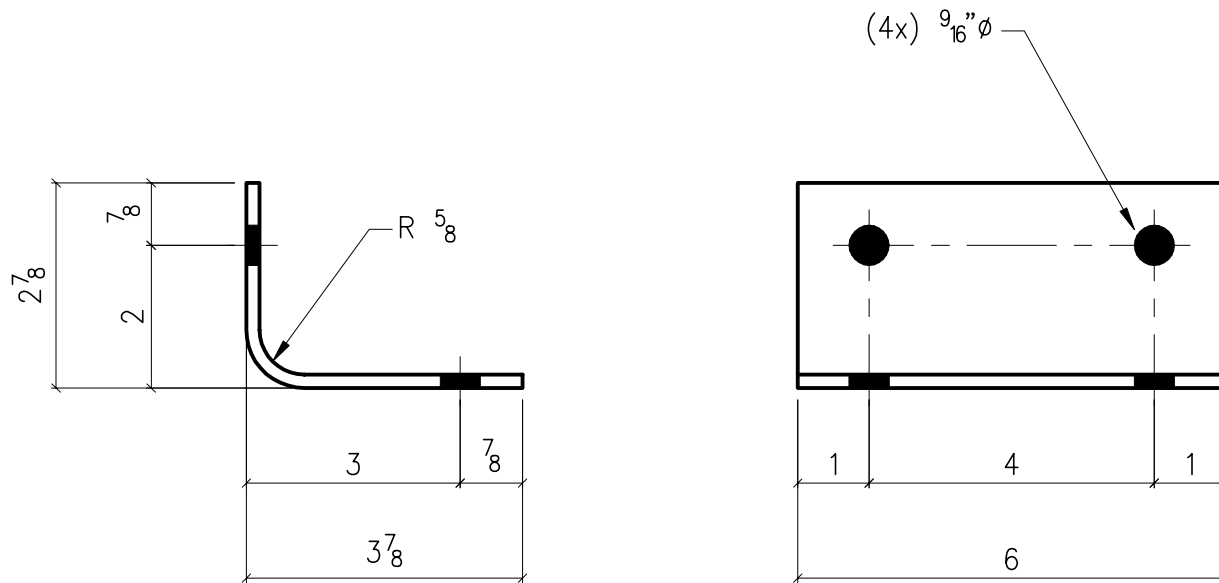
All rights reserved

AB201

Issue: 0

Date: 8.15.00

Page: 2-2



6 x 3/16 x 0'-6 1/4

Uses:

Sidewall girt to cee corner column

Header attachment

www.wwbldgsys.com

© 2000 Whirlwind Steel Buildings, Inc.

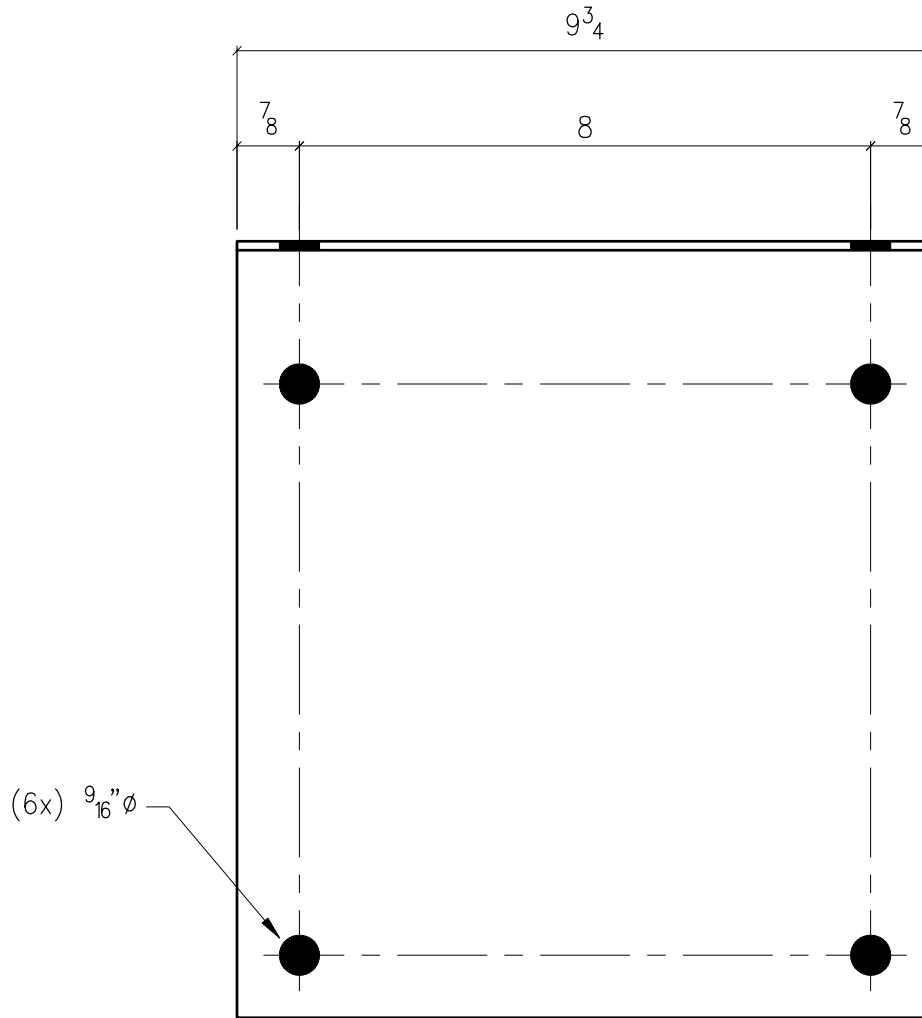
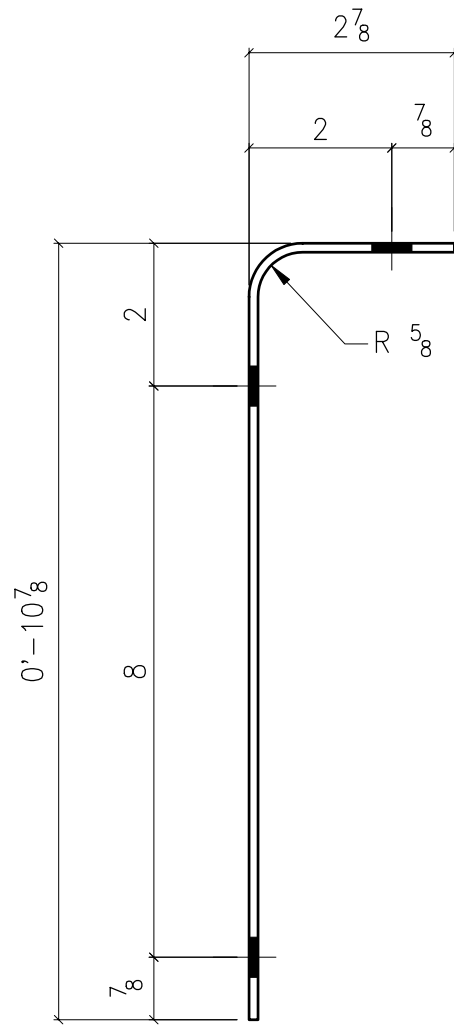
All rights reserved

AC201

Issue: 0

Date: 8.15.00

Page: 2-3



$9\frac{3}{4} \times \frac{3}{16} \times 1'-1\frac{1}{2}$

Uses:

Sidewall girt to cee corner column

Header attachment

www.whirlwindsteel.com

© 2002 Whirlwind Steel Buildings, Inc.

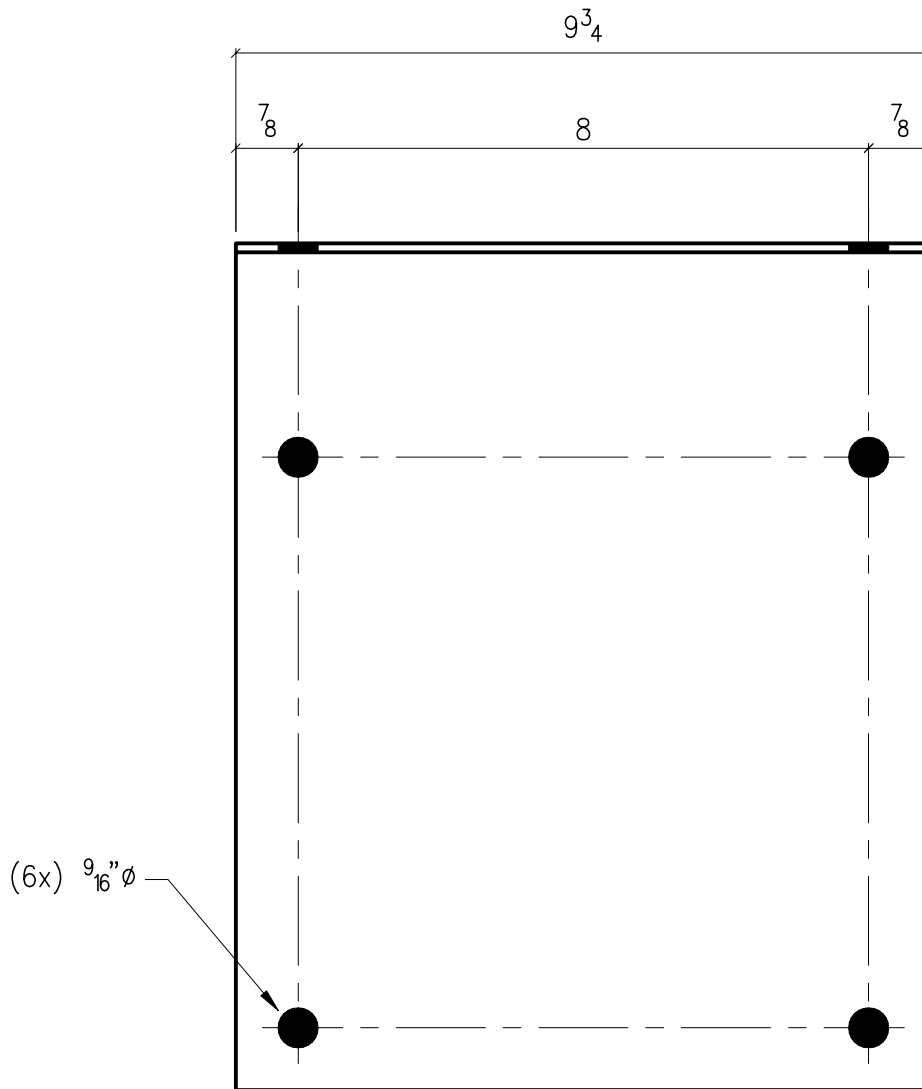
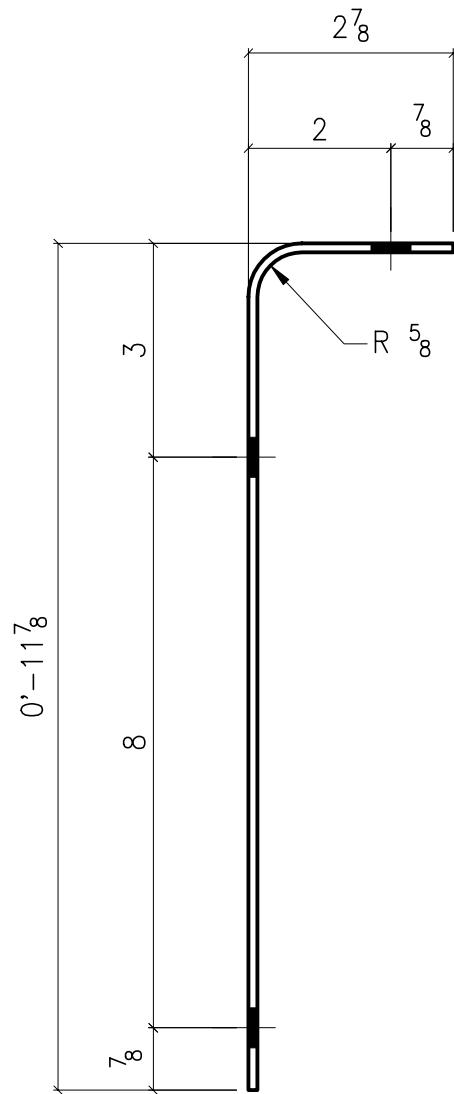
All rights reserved

AD201

Issue: 1

Date: 7.24.02

Page: 2-4



9 3/4 x 3/16 x 1'-2 1/2

Uses:

Sidewall girt to cee corner column

Header attachment

www.wwbldgsys.com

© 2000 Whirlwind Steel Buildings, Inc.

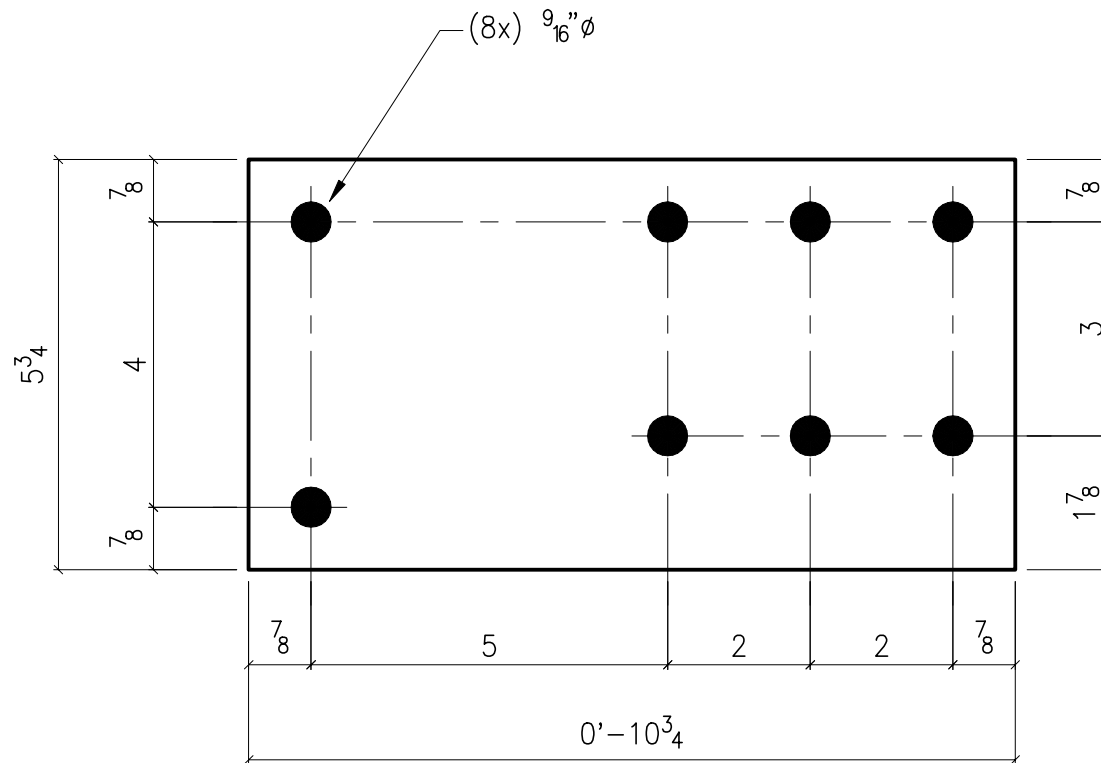
All rights reserved

AE201

Issue: 0

Date: 8.15.00

Page: 2-5



$5\frac{3}{4} \times 10ga \times 0'-10\frac{3}{4}$

Uses:

Endwall girt to sidewall girt attachment

www.wwbldgsys.com

© 2000 Whirlwind Steel Buildings, Inc.

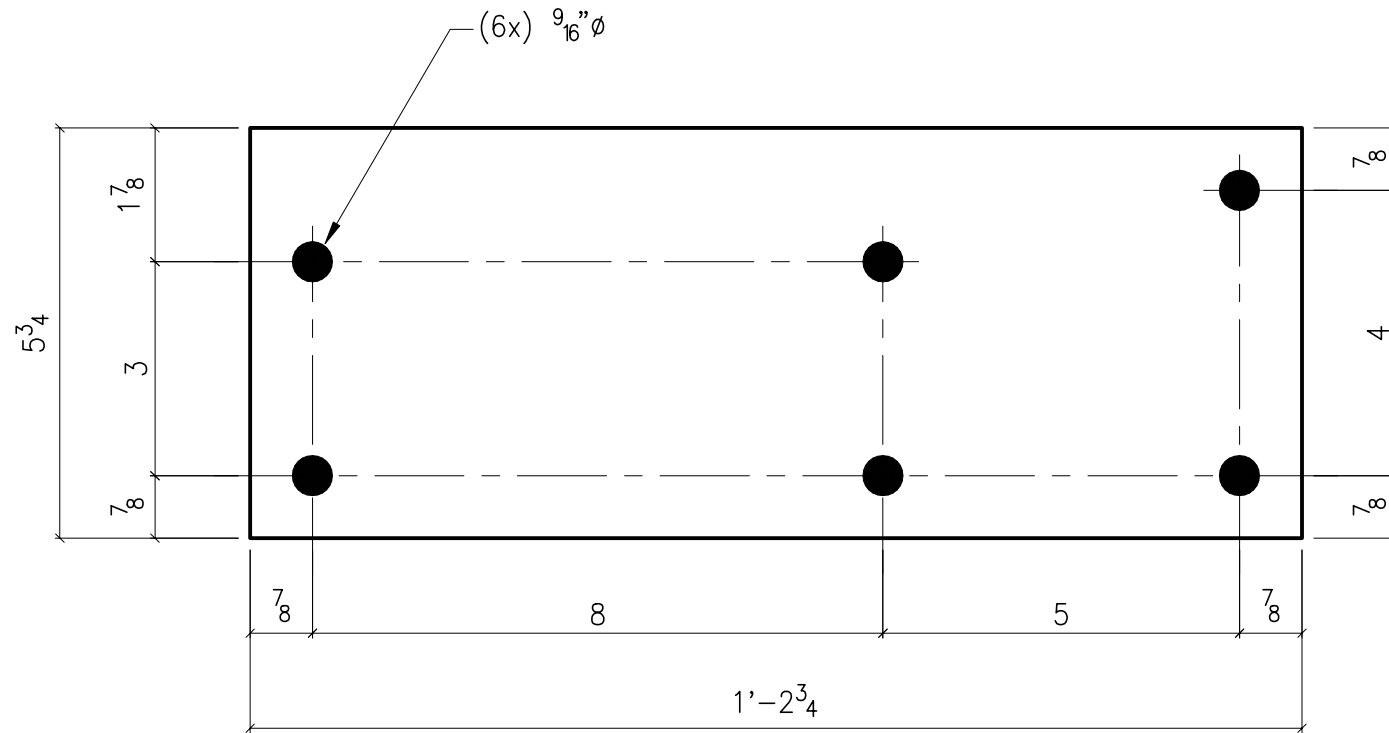
All rights reserved

AK202

Issue: 0

Date: 8.15.00

Page: 2-6



$5\frac{3}{4} \times 10\text{ga} \times 1'-2\frac{3}{4}$

Uses:

Endwall girt to sidewall girt attachment

www.wwbldgsys.com

© 2000 Whirlwind Steel Buildings, Inc.

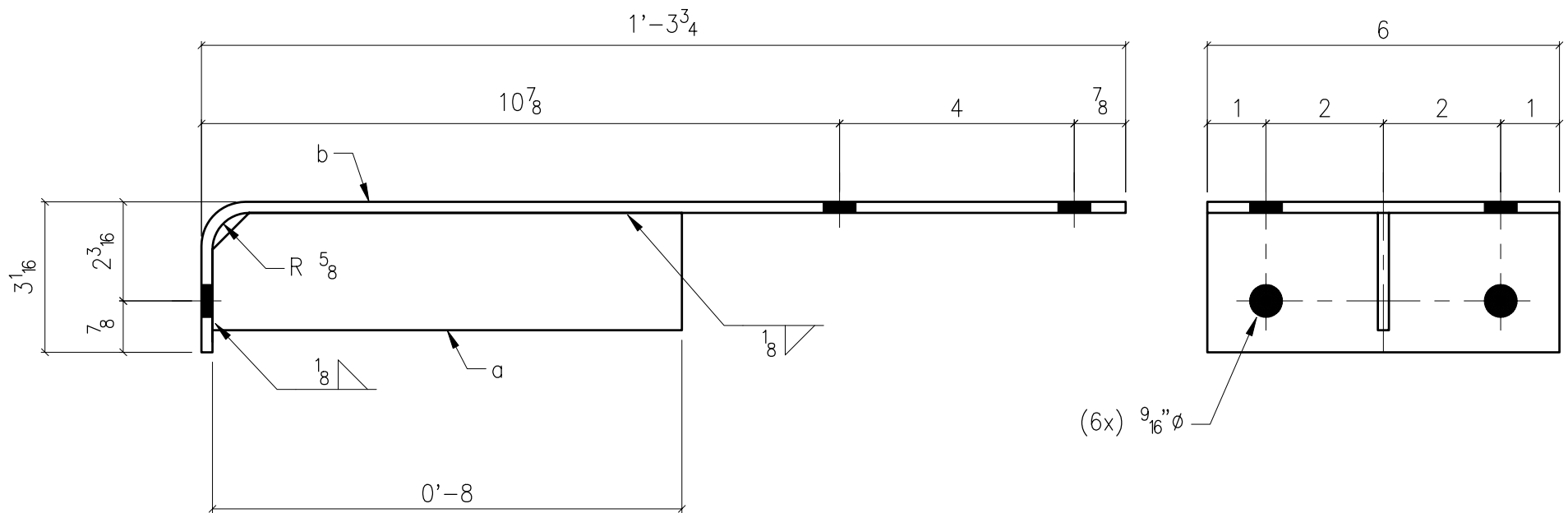
All rights reserved

AK203

Issue: 0

Date: 8.15.00

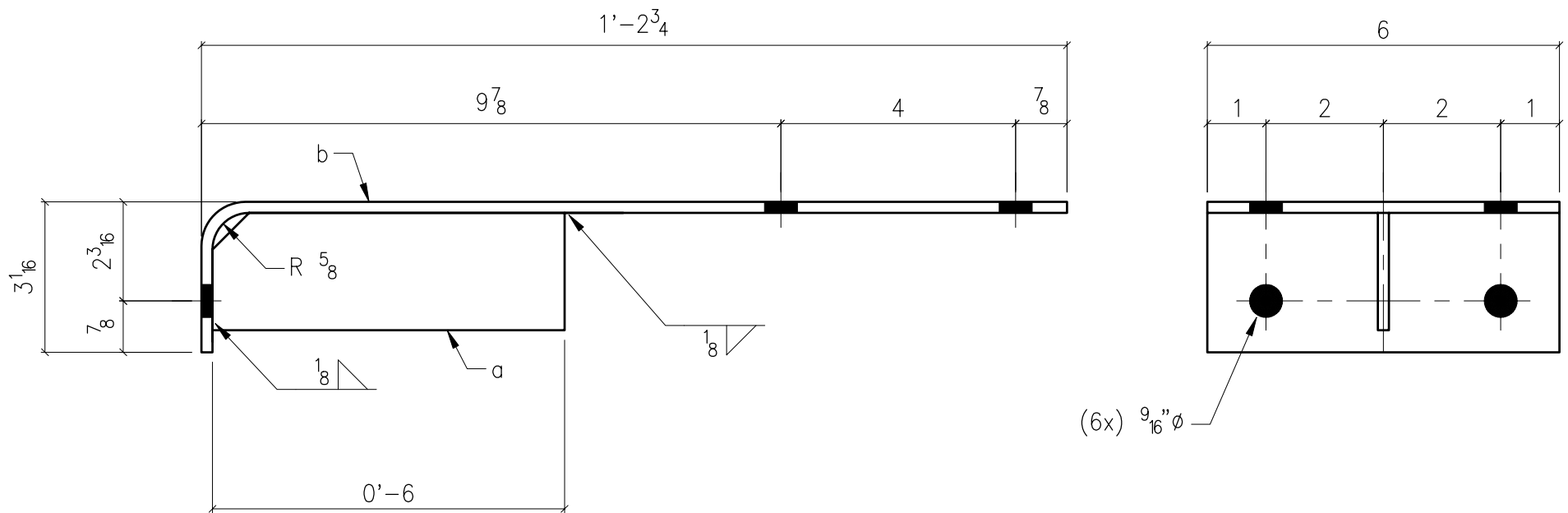
Page: 2-7



$a \sim 2 \times \frac{3}{16} \times 0'-8$
 $b \sim 6 \times \frac{3}{16} \times 1'-6\frac{1}{4}$

Uses:

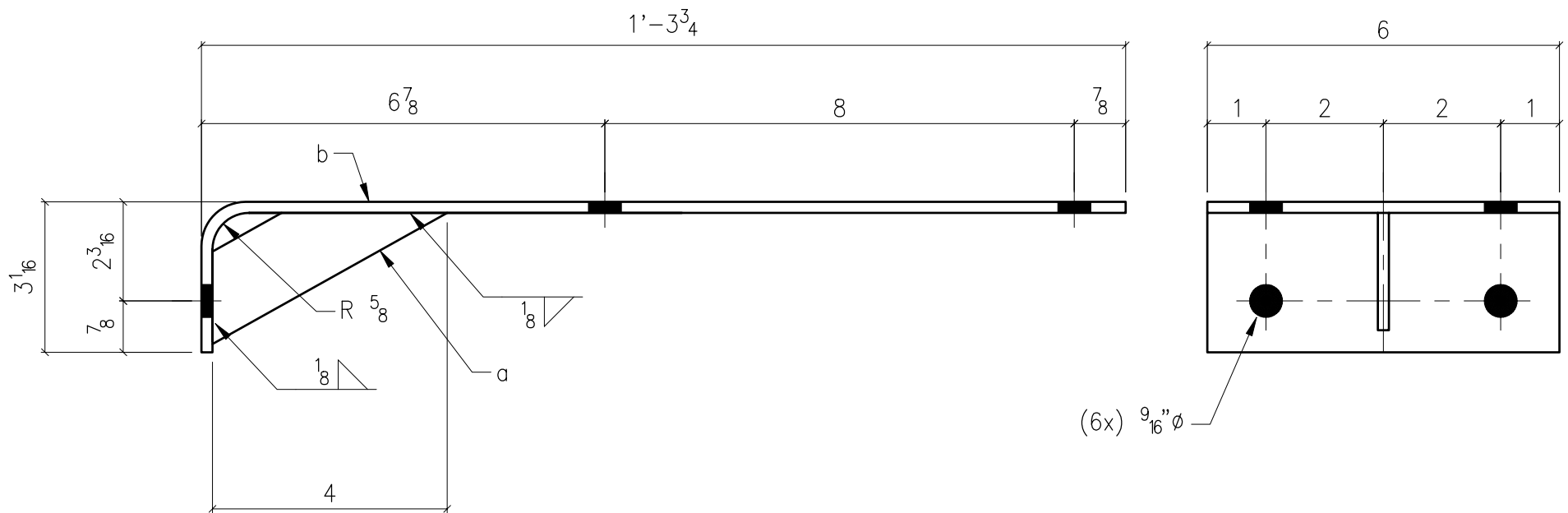
Endwall girt to main frame corner column
 inset 1'-5"



$a \sim 2 \times \frac{3}{16} \times 0'-6$
 $b \sim 6 \times \frac{3}{16} \times 1'-5\frac{1}{4}$

Uses:

Endwall girt to main frame corner column
 inset 1'-5"

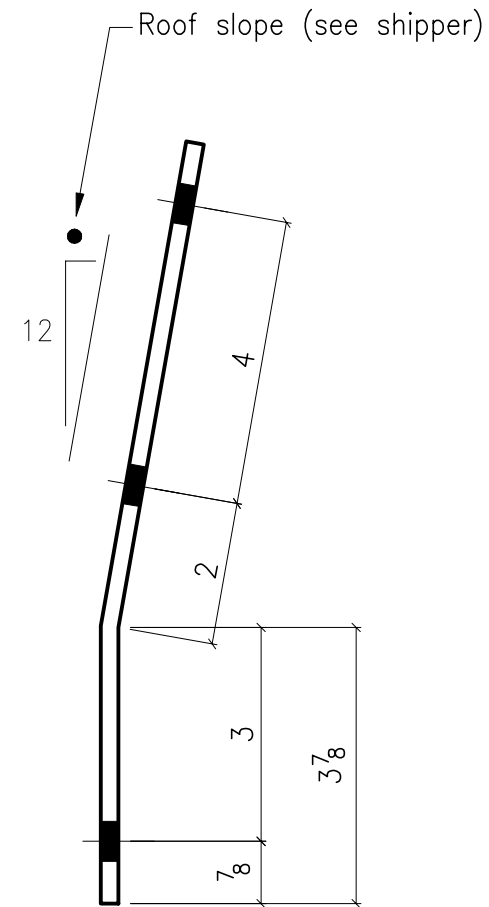
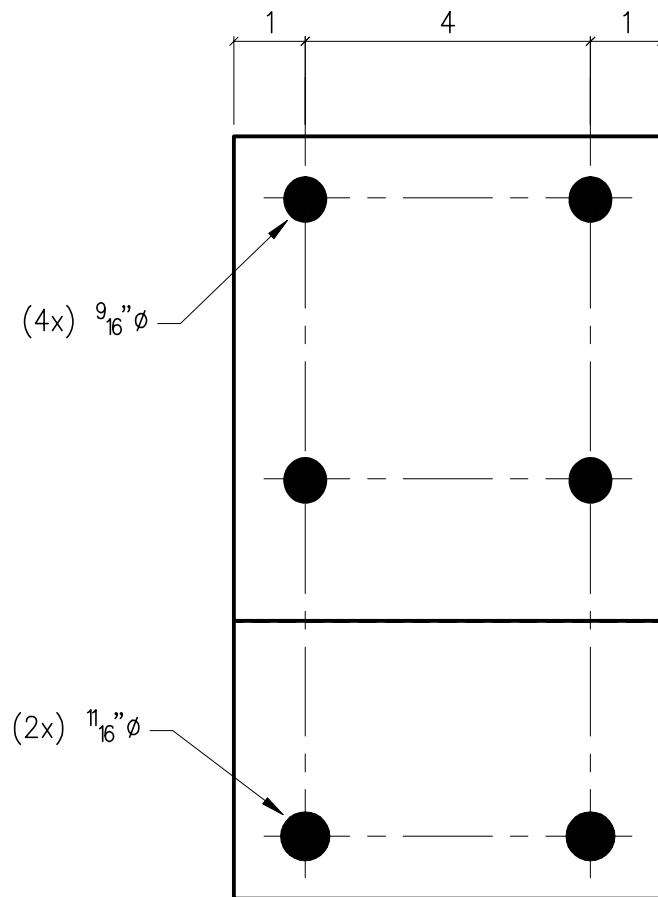


$a \sim 1\frac{3}{8} \times \frac{3}{16} \times 0'-4\frac{5}{8}$

$b \sim 6 \times \frac{3}{16} \times 1'-6\frac{1}{4}$

Uses:

Endwall girt to main frame corner column
inset 1'-5"



6 x 1/4 x 0'-10 3/4

Uses:

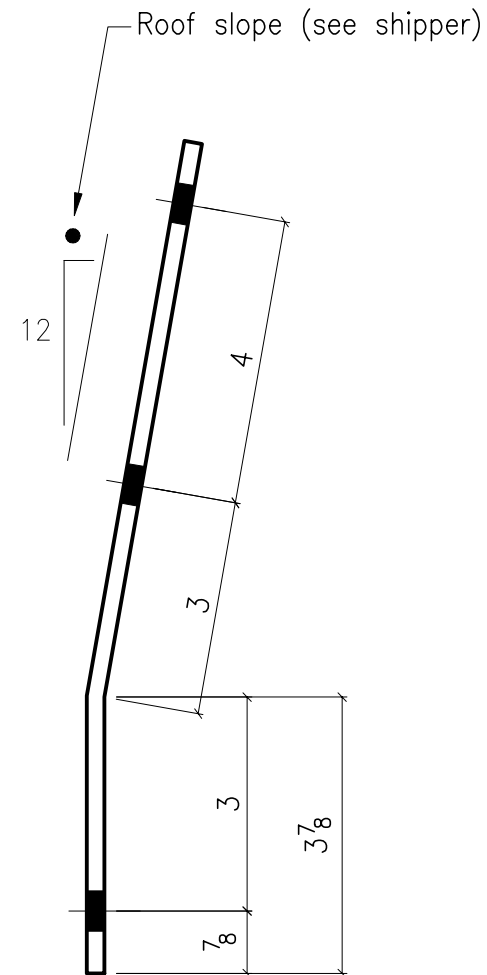
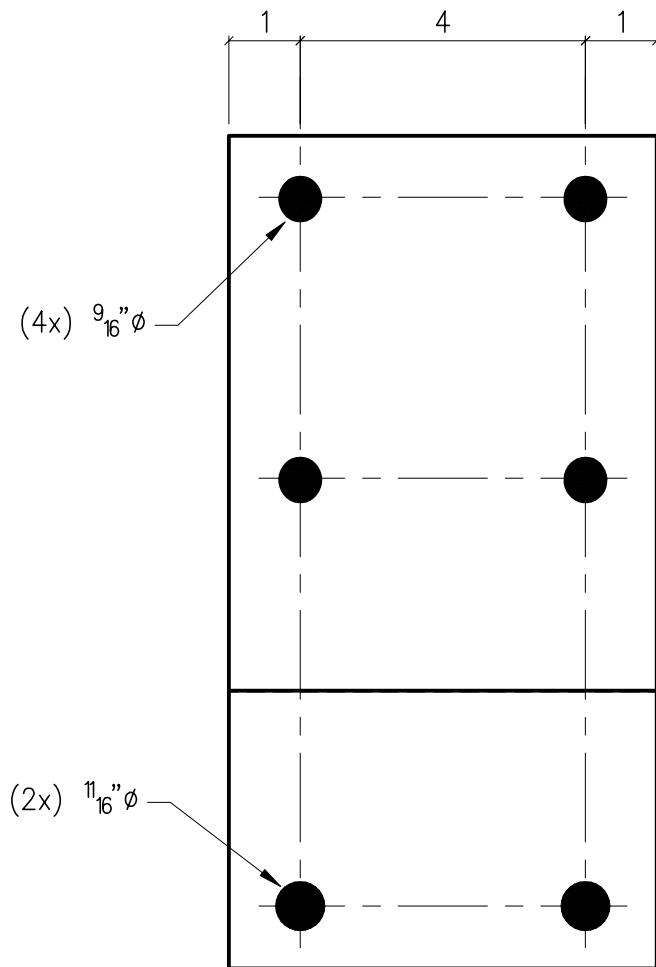
Column to purlin attachment

www.wwbldgsys.com

© 2000 Whirlwind Steel Buildings, Inc.
All rights reserved

AB205

Issue: 0
Date: 8.15.00
Page: 2-11



6 x $\frac{1}{4}$ x 0'-11 $\frac{3}{4}$

Uses:

Column to purlin attachment

www.wwbldgsys.com

© 2000 Whirlwind Steel Buildings, Inc.

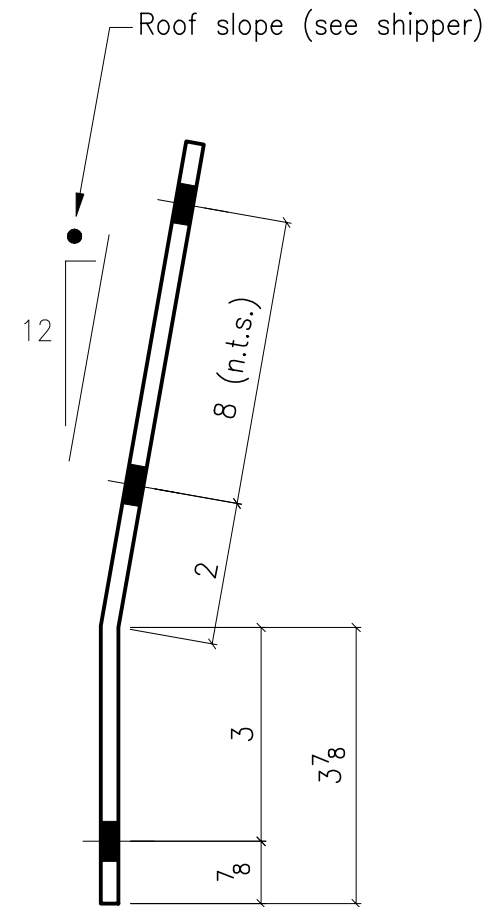
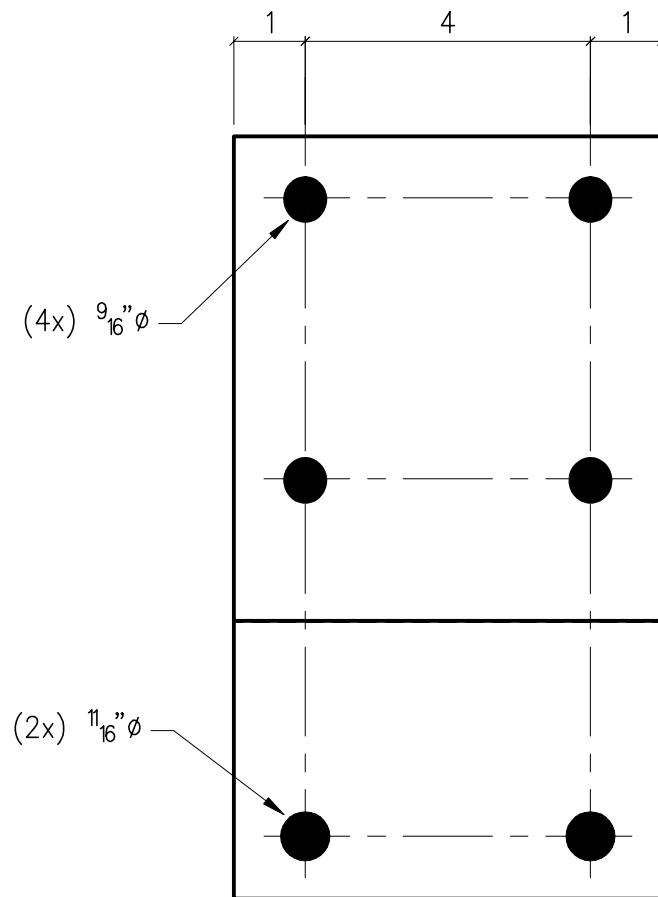
All rights reserved

AC205

Issue: 0

Date: 8.15.00

Page: 2-12



6 x 1/4 x 1'-2 3/4

Uses:

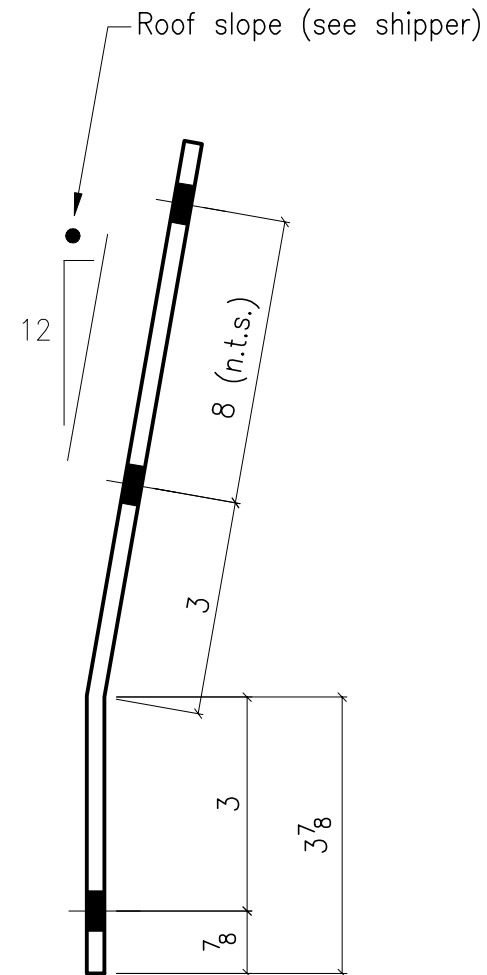
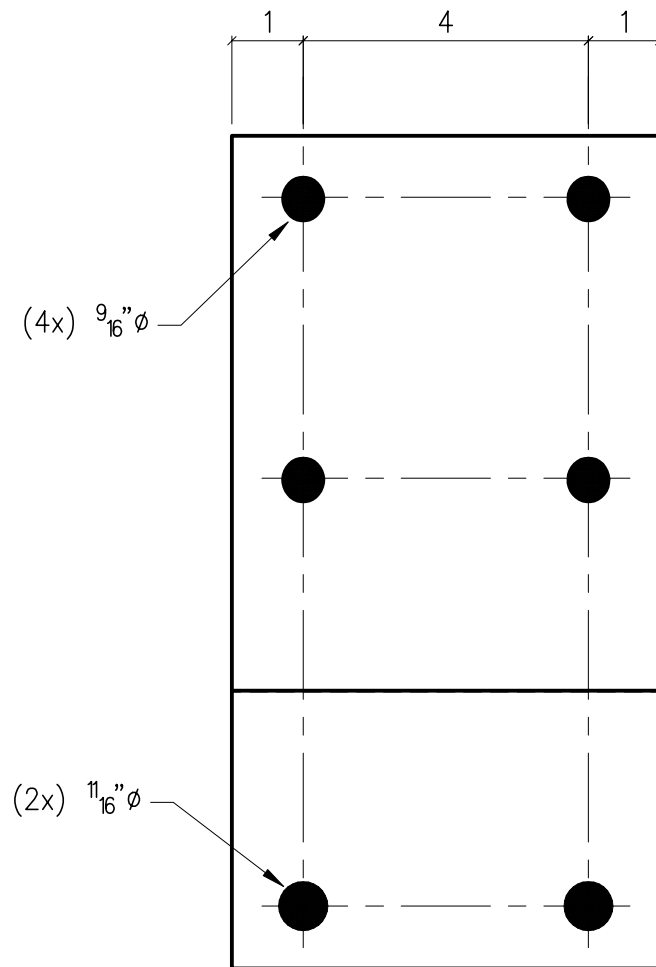
Column to purlin attachment

www.wwbldgsys.com

© 2000 Whirlwind Steel Buildings, Inc.
All rights reserved

AD205

Issue: 0
Date: 8.15.00
Page: 2-13



6 x $\frac{1}{4}$ x 1'-3 $\frac{3}{4}$

Uses:

Column to purlin attachment

www.wwbldgsys.com

© 2000 Whirlwind Steel Buildings, Inc.

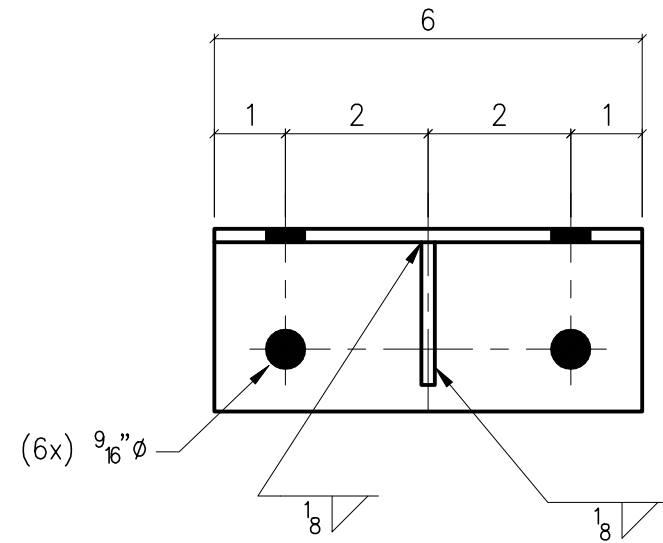
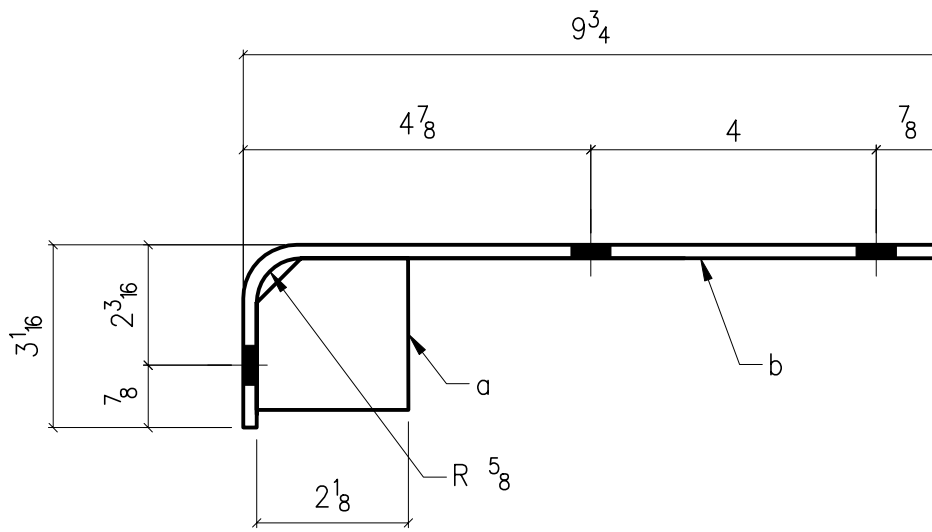
All rights reserved

AE205

Issue: 0

Date: 8.15.00

Page: 2-14



a ~ $2\frac{1}{8} \times \frac{3}{16} \times 0'-2\frac{1}{8}$

b ~ $6 \times \frac{3}{16} \times 1'-0\frac{1}{4}$

Uses:

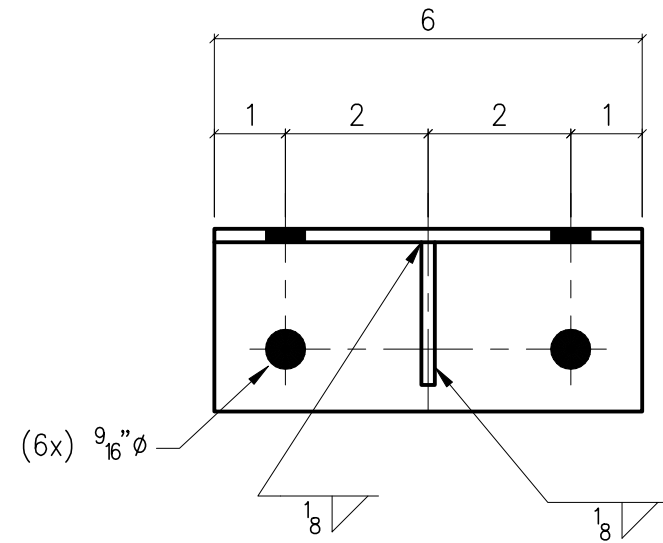
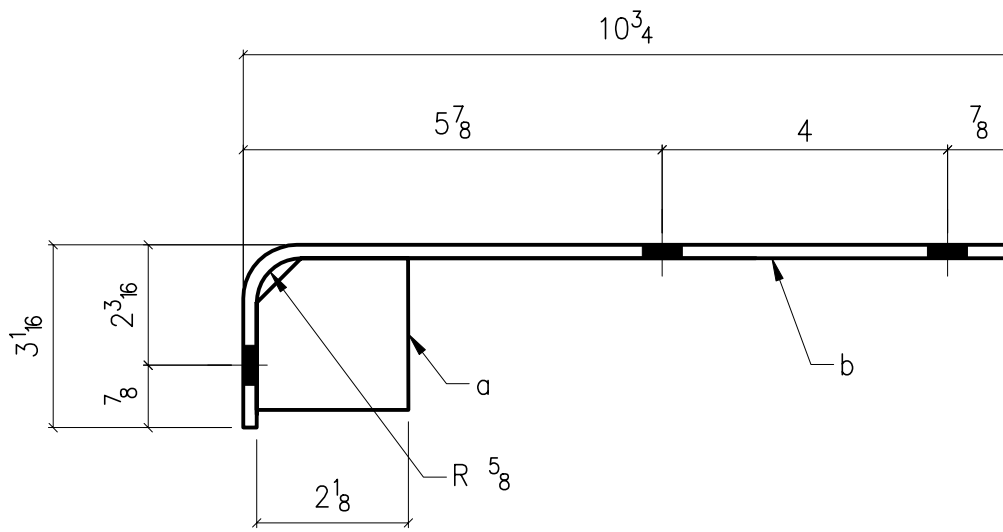
Endwall girt to I-shaped corner column
inset 0'-11"

www.wwbldgsys.com

© 2000 Whirlwind Steel Buildings, Inc.
All rights reserved

AB206

Issue: 0
Date: 8.15.00
Page: 2-15



a ~ $2\frac{1}{8} \times \frac{3}{16} \times 0'-2\frac{1}{8}$

b ~ $6 \times \frac{3}{16} \times 1'-1\frac{1}{4}$

Uses:

Endwall girt to I-shaped corner column
inset 1'-1"

www.wwbldgsys.com

© 2000 Whirlwind Steel Buildings, Inc.

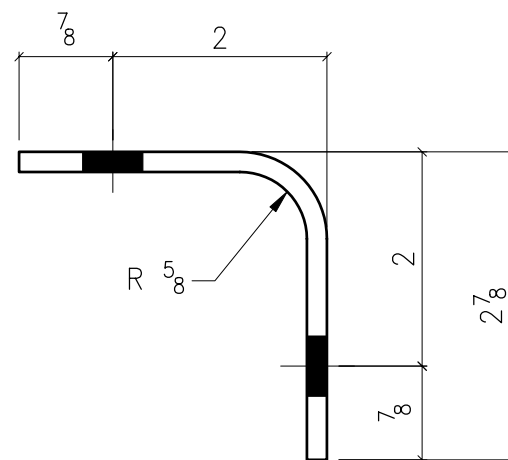
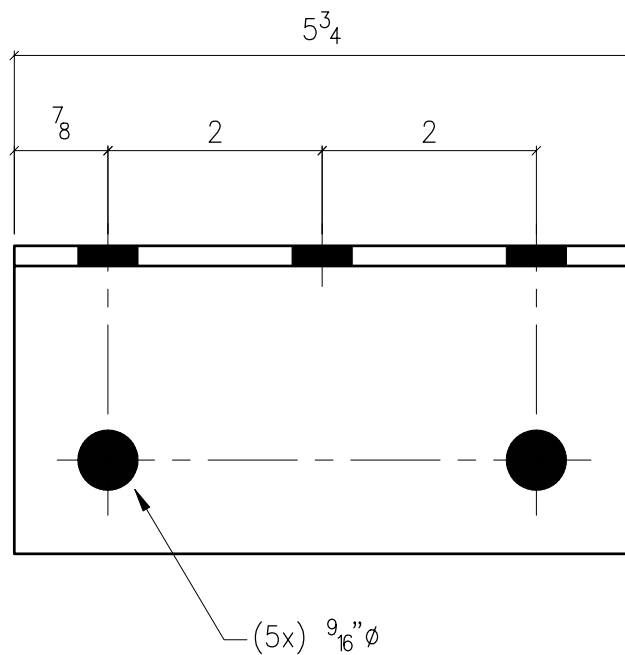
All rights reserved

AC206

Issue: 0

Date: 8.15.00

Page: 2-16



$5\frac{1}{4} \times \frac{3}{16} \times 0'-5\frac{3}{4}$

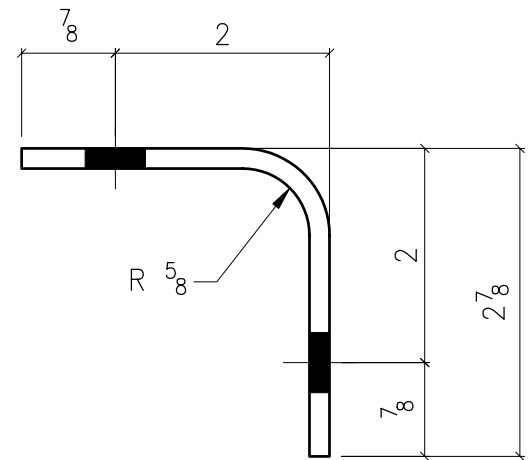
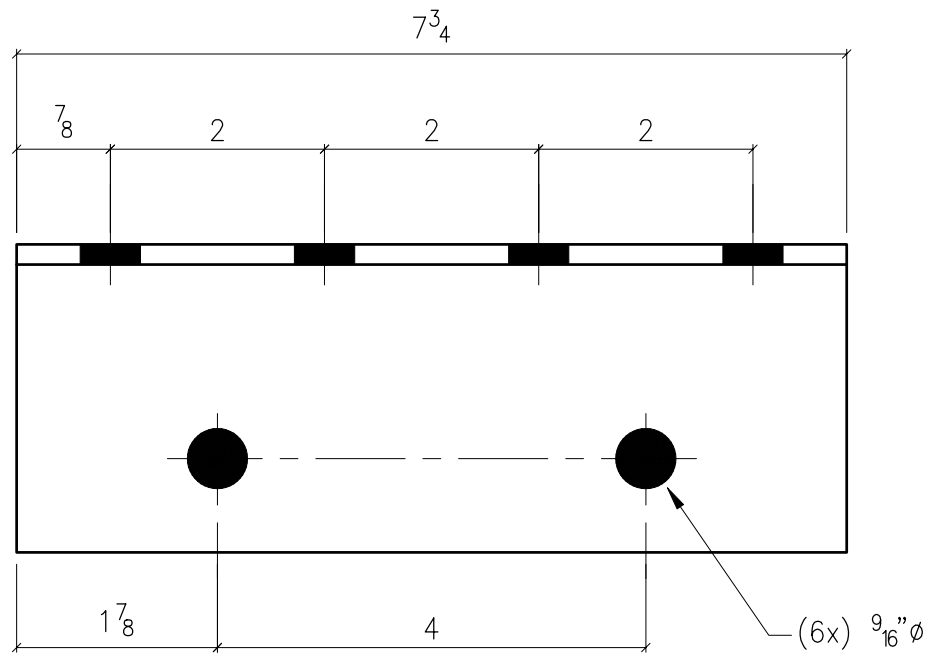
Uses:

Sidewall jamb to eave strut attachment

www.whirlwindsteel.com
 © 2002 Whirlwind Steel Buildings, Inc.
 All rights reserved

AB207

Issue: 1
 Date: 7.24.02
 Page: 2-17



$5\frac{1}{4} \times \frac{3}{16} \times 0'-7\frac{3}{4}$

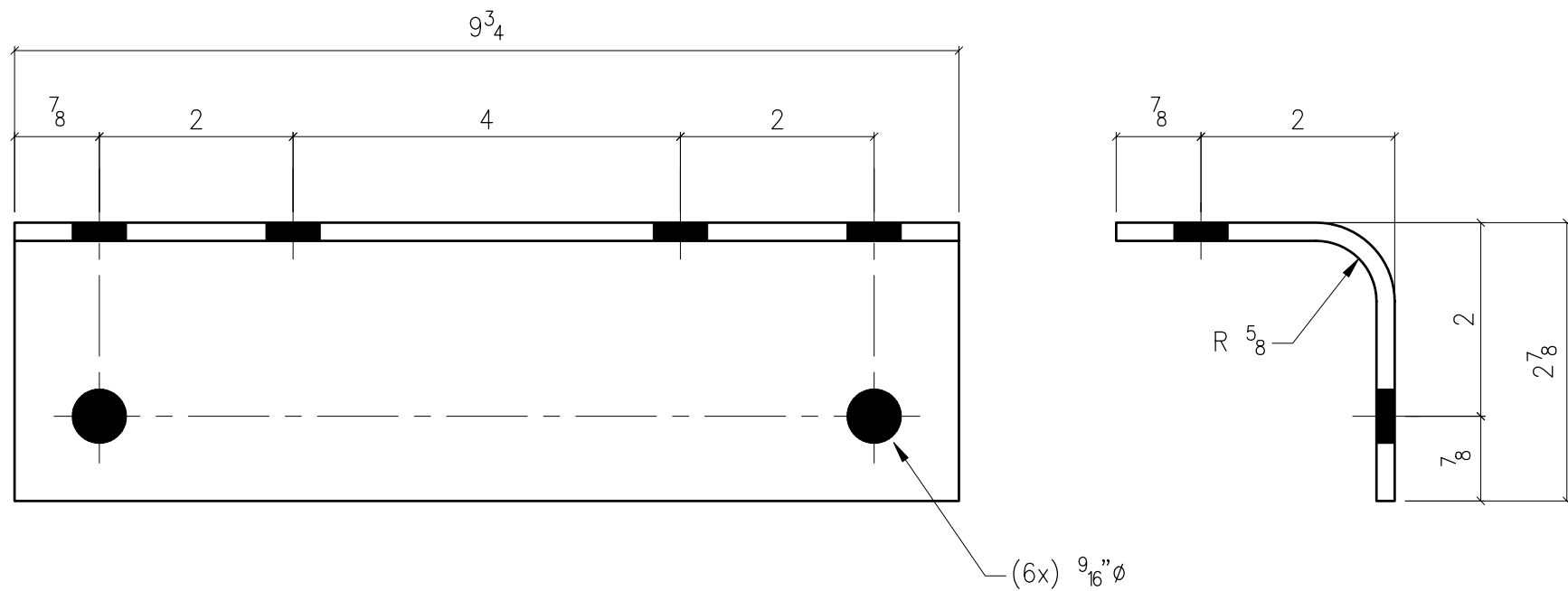
Uses:

Sidewall jamb to eave strut attachment

www.whirlwindsteel.com
 © 2002 Whirlwind Steel Buildings, Inc.
 All rights reserved

AC207

Issue: 1
 Date: 7.24.02
 Page: 2-18



$5\frac{1}{4} \times \frac{3}{16} \times 0'-9\frac{3}{4}$

Uses:

Sidewall jamb to eave strut attachment

www.whirlwindsteel.com

© 2002 Whirlwind Steel Buildings, Inc.

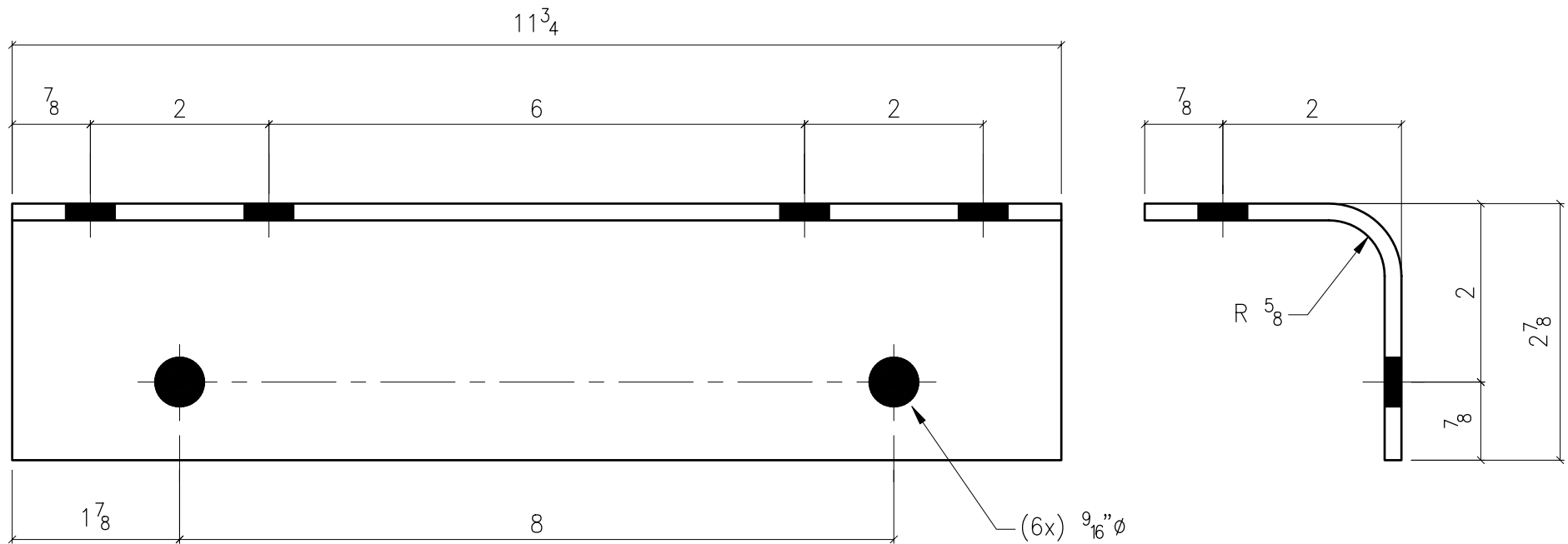
All rights reserved

AD207

Issue: 1

Date: 7.24.02

Page: 2-19



$5\frac{1}{4} \times \frac{3}{16} \times 0'-11\frac{3}{4}$

Uses:

Sidewall jamb to eave strut attachment

www.whirlwindsteel.com

© 2002 Whirlwind Steel Buildings, Inc.

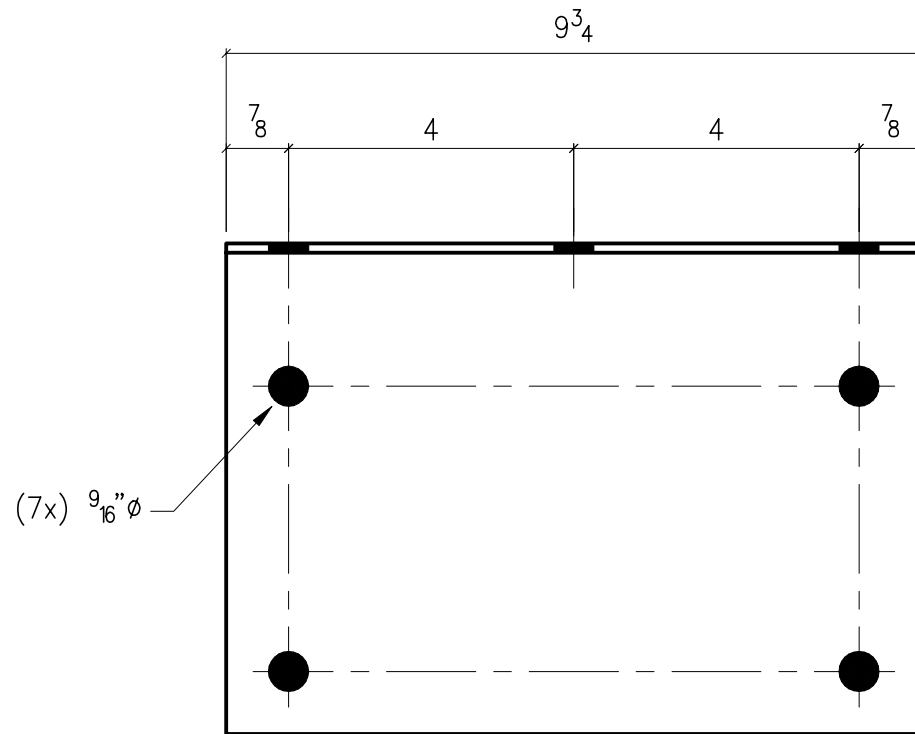
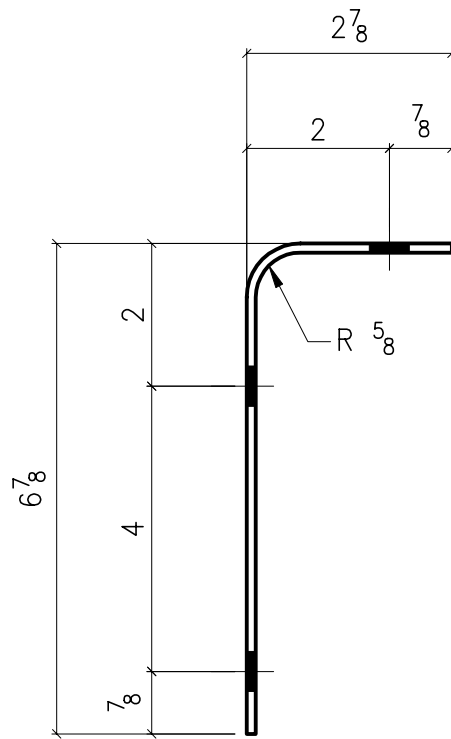
All rights reserved

AE207

Issue: 1

Date: 7.24.02

Page: 2-20



9 3/4 x 8ga x 0'-9 3/4

Uses:

Girt attachment

www.wwbldgsys.com

© 2000 Whirlwind Steel Buildings, Inc.

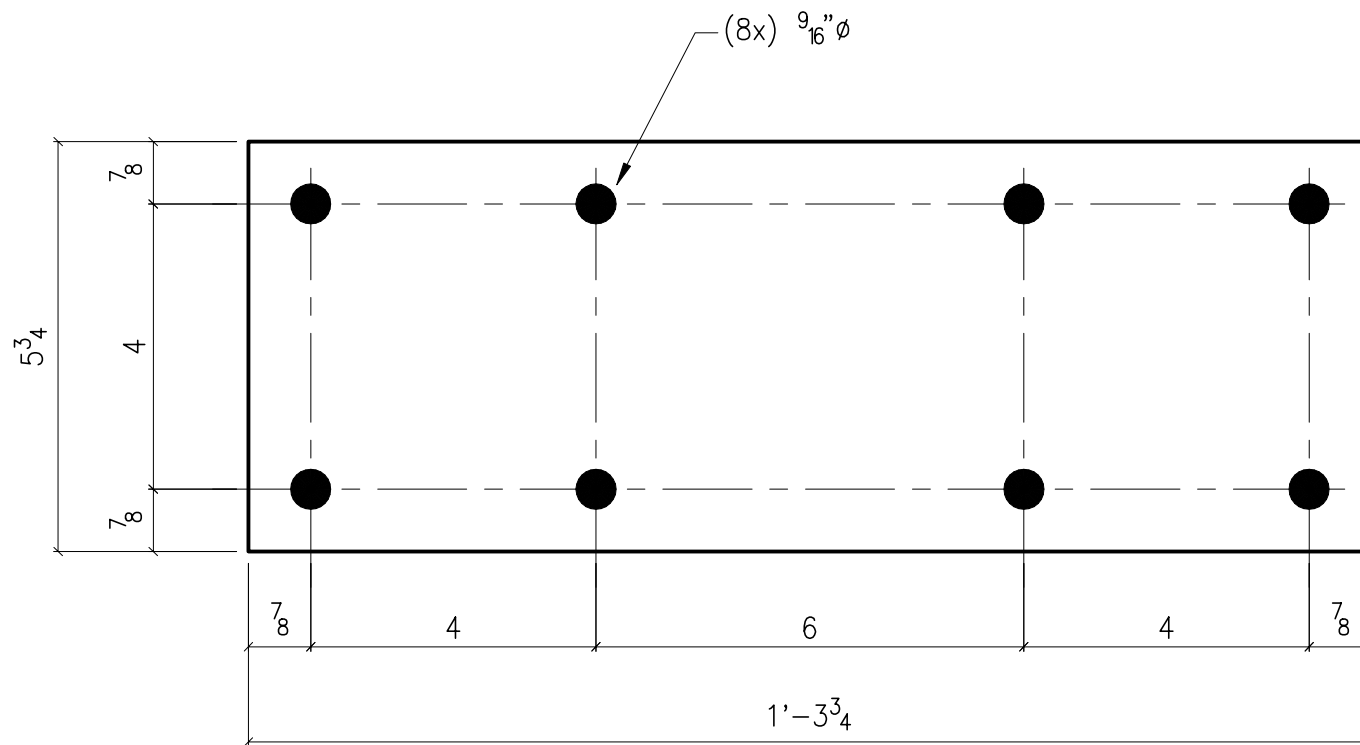
All rights reserved

AK208

Issue: 0

Date: 8.15.00

Page: 2-21

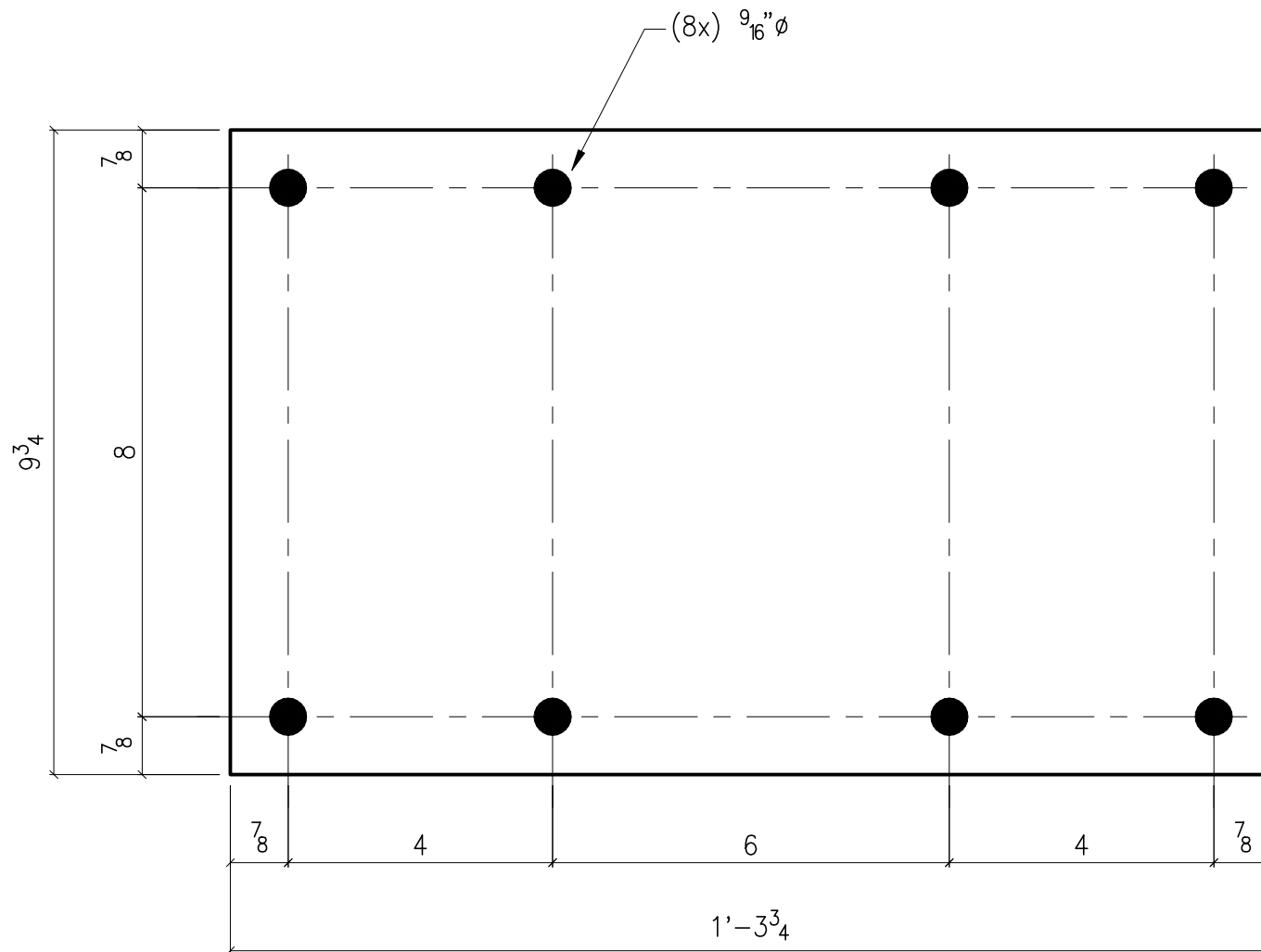


$5\frac{3}{4} \times \frac{1}{4} \times 1'-3\frac{3}{4}$
 Uses:
 Girt splice attachment

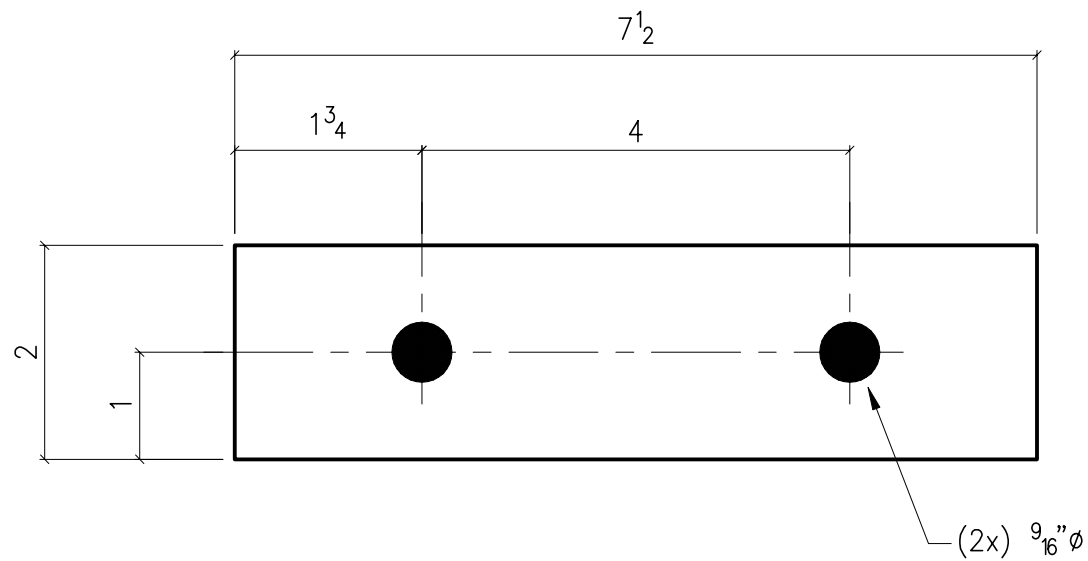
www.wwbldgsys.com
 © 2000 Whirlwind Steel Buildings, Inc.
 All rights reserved

AK209

Issue: 0
 Date: 8.15.00
 Page: 2-22



$9\frac{3}{4} \times \frac{1}{4} \times 1'-3\frac{3}{4}$
 Uses:
 Girt splice attachment



2 x 10ga x 0'-7½"

Uses:

Header attached to cee channel flanges

www.wwbldgsys.com

© 2000 Whirlwind Steel Buildings, Inc.

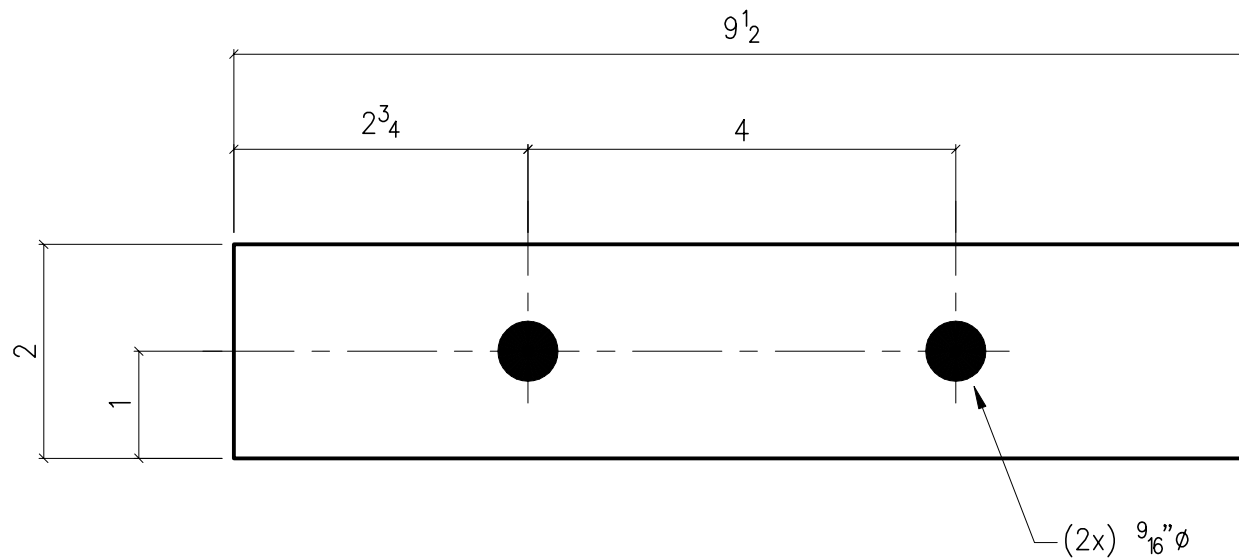
All rights reserved

AB211

Issue: 0

Date: 8.15.00

Page: 2-24



2 x 10ga x $0'-9\frac{1}{2}$

Uses:

Header attached to cee channel flanges

www.wwbldgsys.com

© 2000 Whirlwind Steel Buildings, Inc.

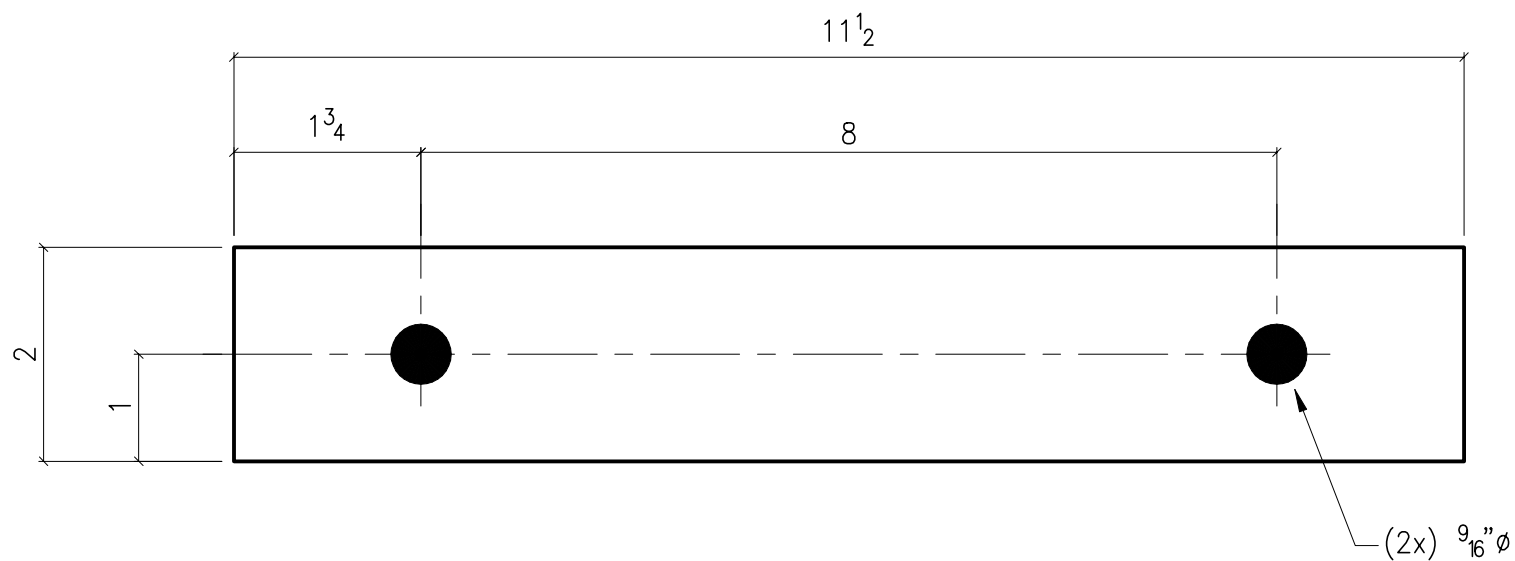
All rights reserved

AC211

Issue: 0

Date: 8.15.00

Page: 2-25



2 x 10ga x 0'-11 $\frac{1}{2}$

Uses:

Header attached to cee channel flanges

www.wwbldgsys.com

© 2000 Whirlwind Steel Buildings, Inc.

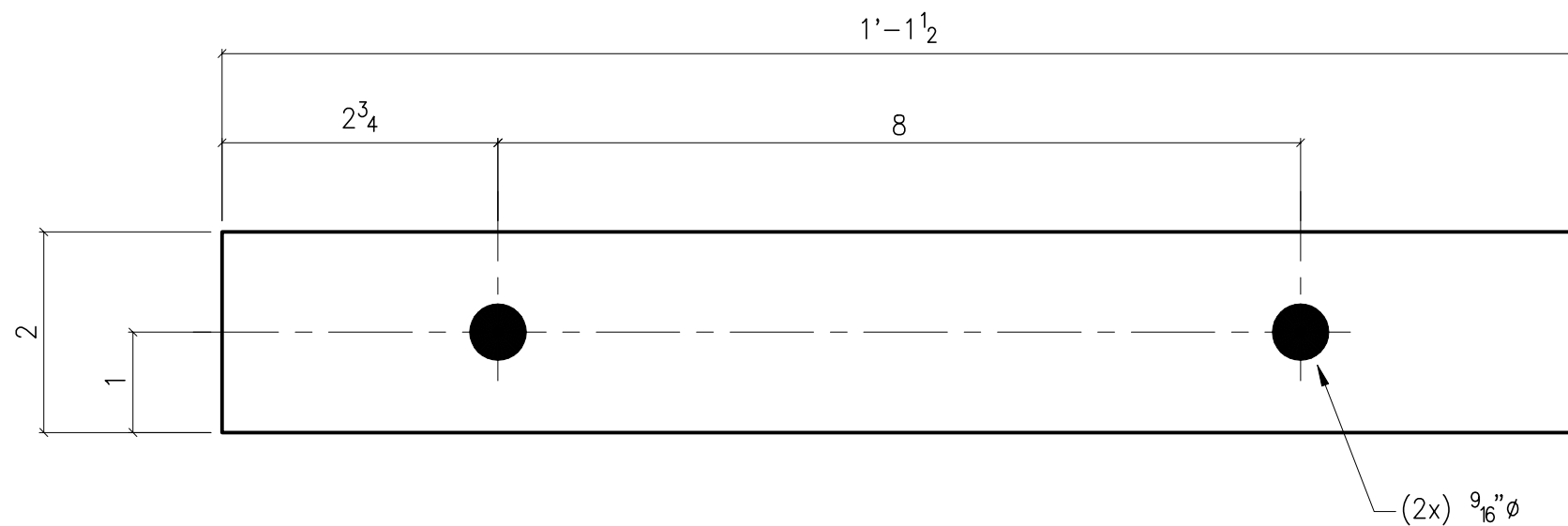
All rights reserved

AD211

Issue: 0

Date: 8.15.00

Page: 2-26



2 x 10ga x $1'-1\frac{1}{2}$

Uses:

Header attached to cee channel flanges

www.wwbldgsys.com

© 2000 Whirlwind Steel Buildings, Inc.

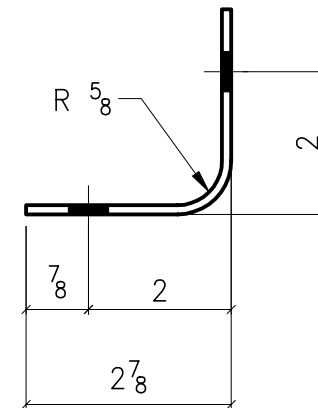
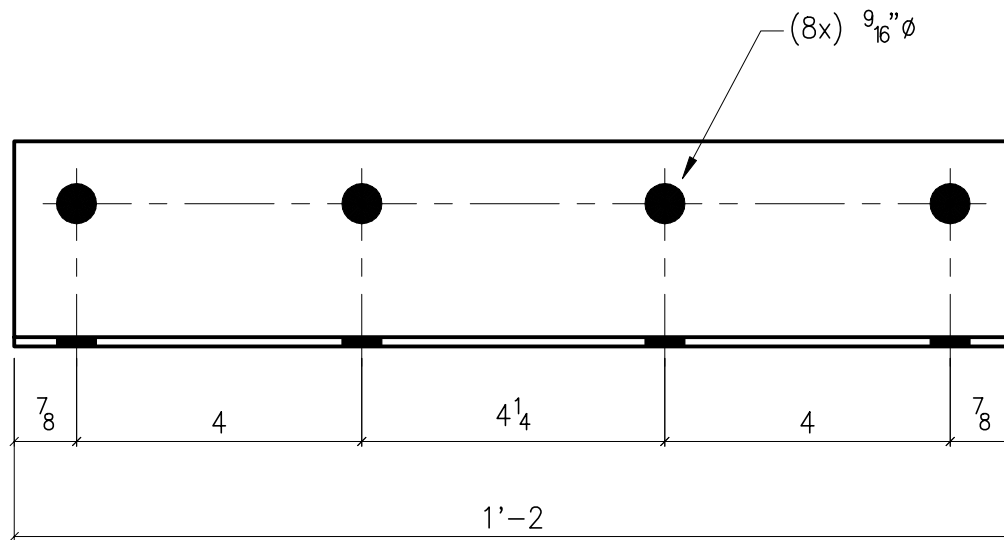
All rights reserved

AE211

Issue: 0

Date: 8.15.00

Page: 2-27



5 1/4 x 3/16 x 1'-2

Uses:

Purlin to end rafter attachment

www.wwbldgsys.com

© 2000 Whirlwind Steel Buildings, Inc.

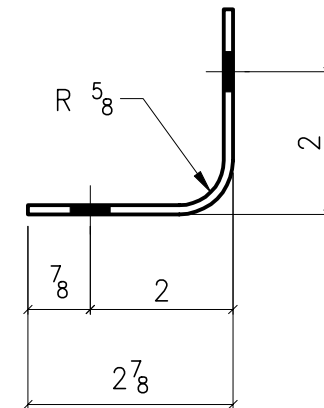
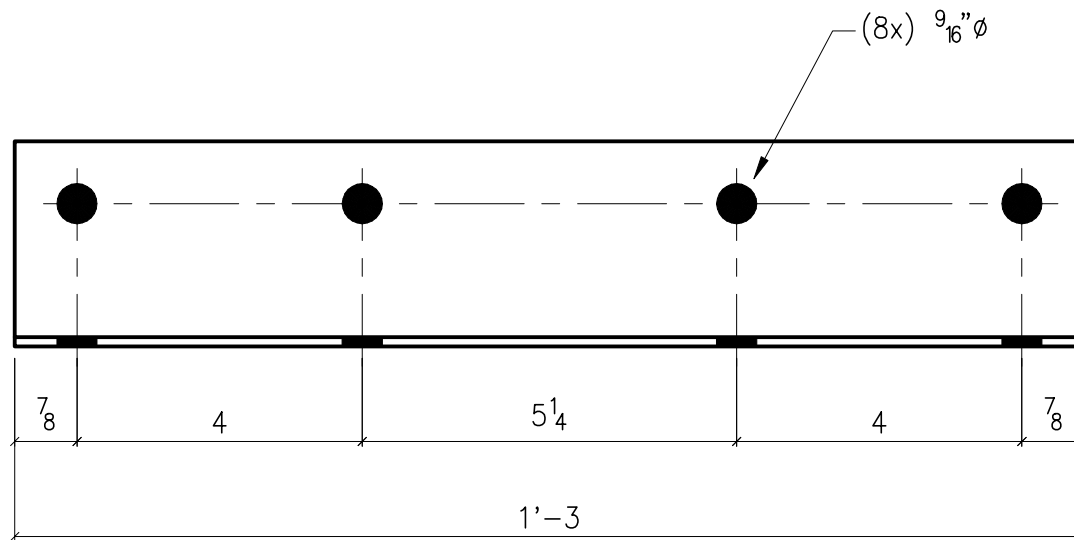
All rights reserved

AB212

Issue: 0

Date: 8.15.00

Page: 2-28



$5\frac{1}{4} \times \frac{3}{16} \times 1'-3$

Uses:

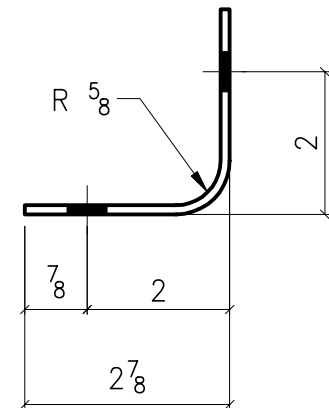
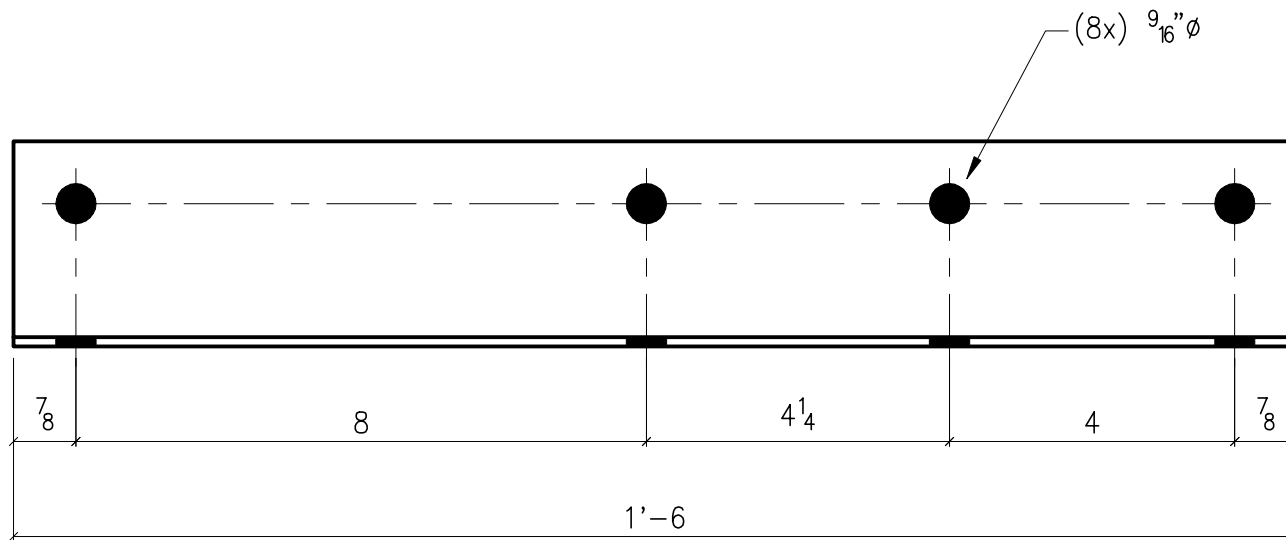
Purlin to end rafter attachment

www.wwbldgsys.com

© 2000 Whirlwind Steel Buildings, Inc.
All rights reserved

AC212

Issue: 0
Date: 8.15.00
Page: 2-29



$5\frac{1}{4} \times \frac{3}{16} \times 1'-6$

Uses:

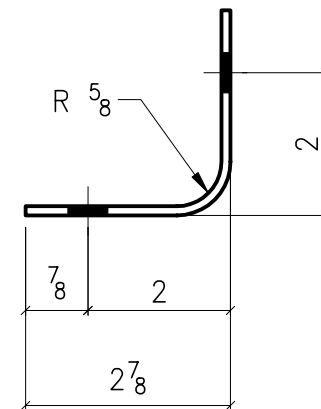
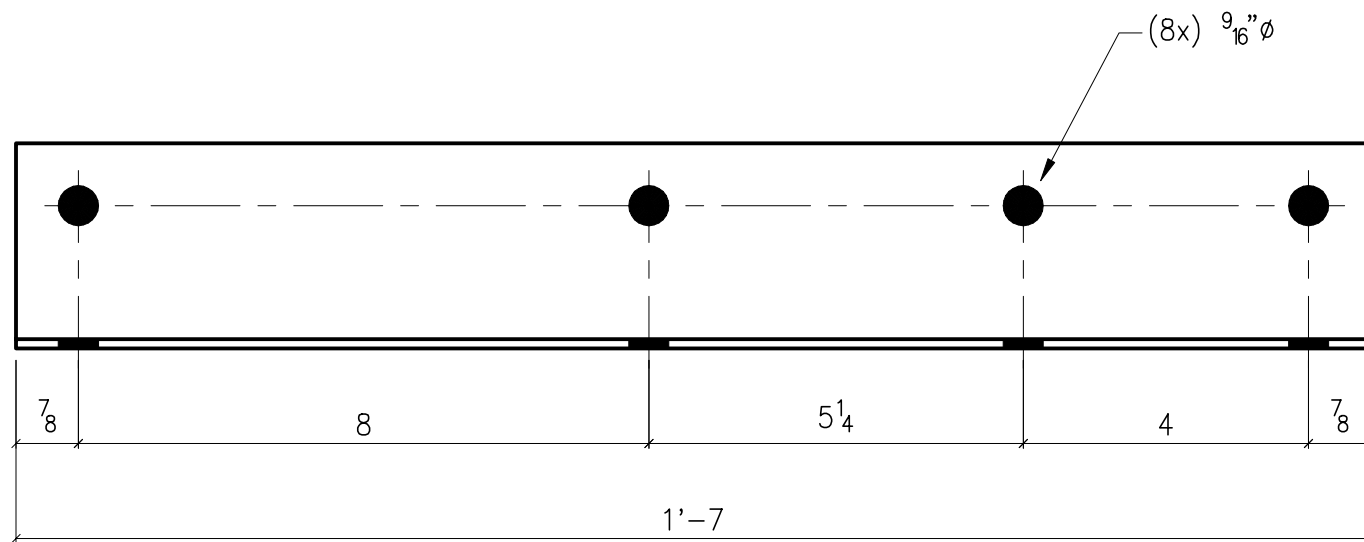
Purlin to end rafter attachment

www.wwbldgsys.com

© 2000 Whirlwind Steel Buildings, Inc.
All rights reserved

AD212

Issue: 0
Date: 8.15.00
Page: 2-30



5 1/4 x 3/16 x 1'-7"

Uses:

Purlin to end rafter attachment

www.wwbldgsys.com

© 2000 Whirlwind Steel Buildings, Inc.

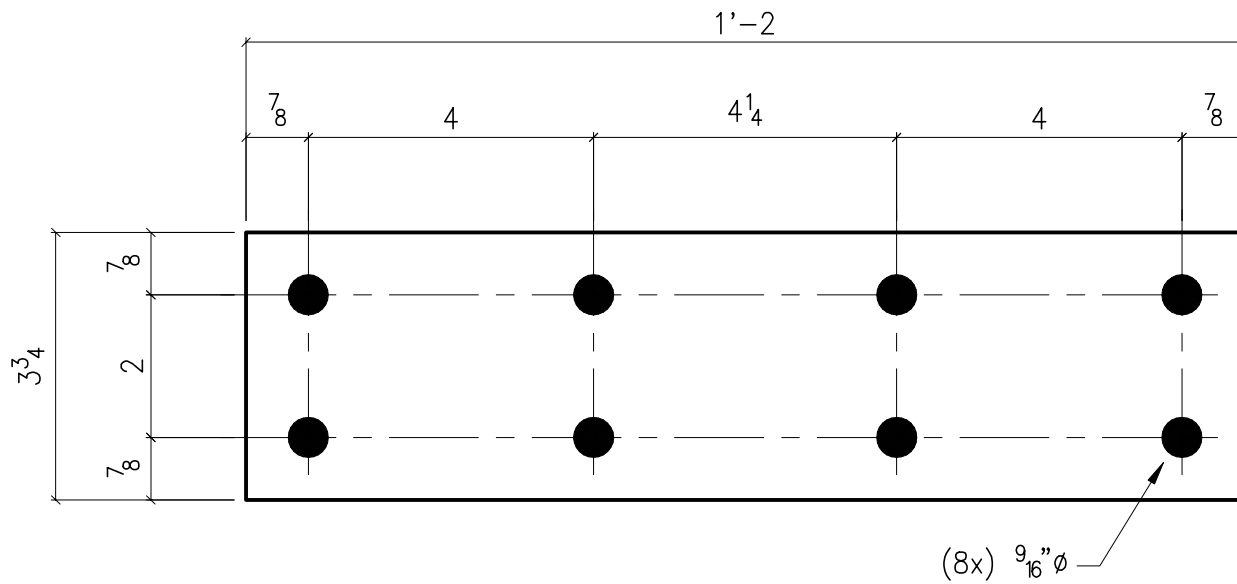
All rights reserved

AE212

Issue: 0

Date: 8.15.00

Page: 2-31



3 3/4" x 1/4" x 1'-2"

Uses:

Canopy rafter to end rafter attachment

www.wwbldgsys.com

© 2000 Whirlwind Steel Buildings, Inc.

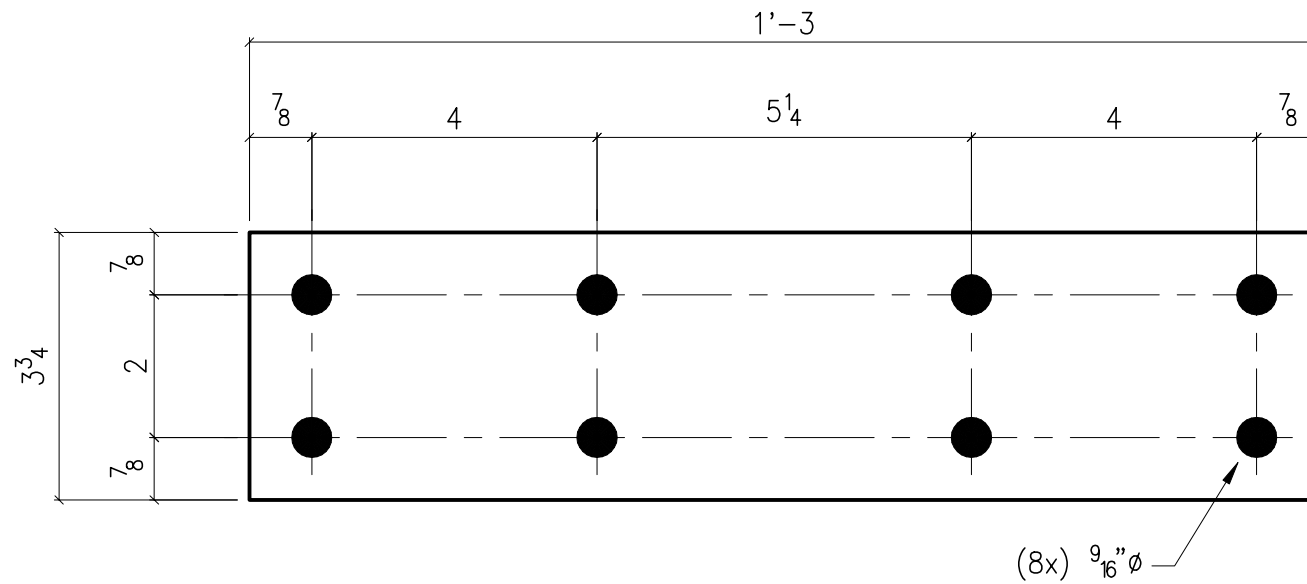
All rights reserved

AB213

Issue: 0

Date: 8.15.00

Page: 2-32



3 3/4" x 1/4" x 1'-3"

Uses:

Canopy rafter to end rafter attachment

www.wwbldgsys.com

© 2000 Whirlwind Steel Buildings, Inc.

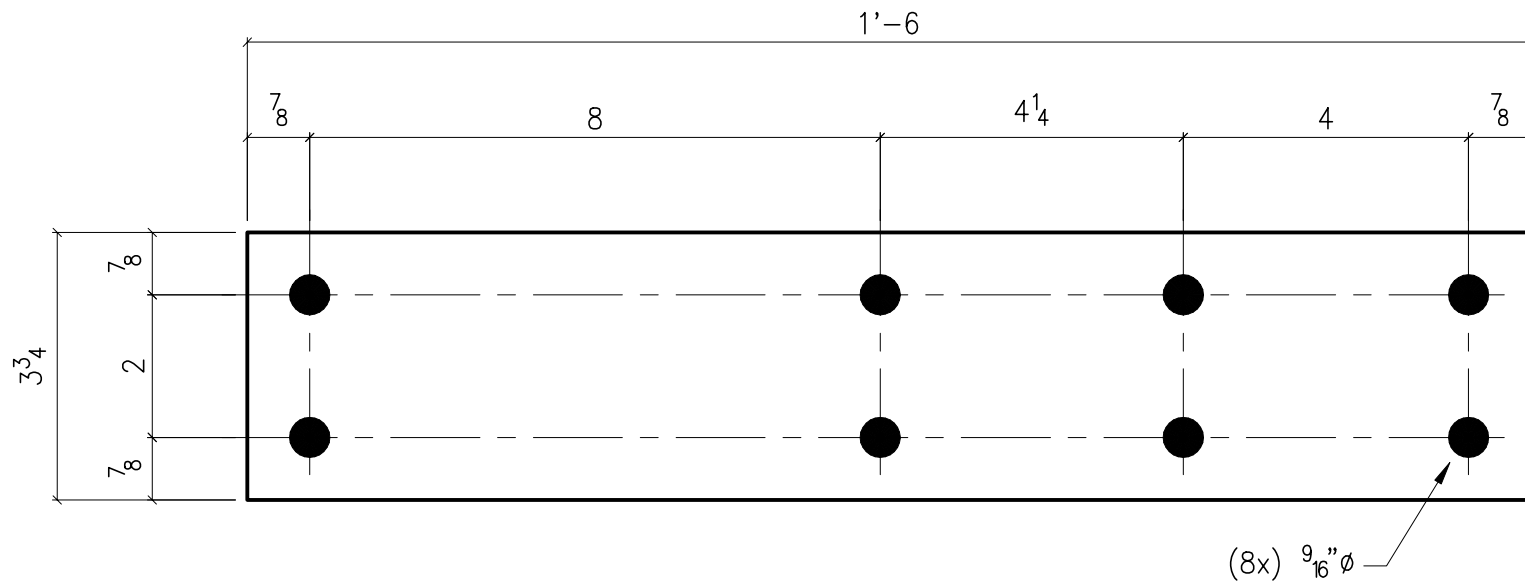
All rights reserved

AC213

Issue: 0

Date: 8.15.00

Page: 2-33



3 3/4" x 1/4" x 1'-6"

Uses:

Canopy rafter to end rafter attachment

www.wwbldgsys.com

© 2000 Whirlwind Steel Buildings, Inc.

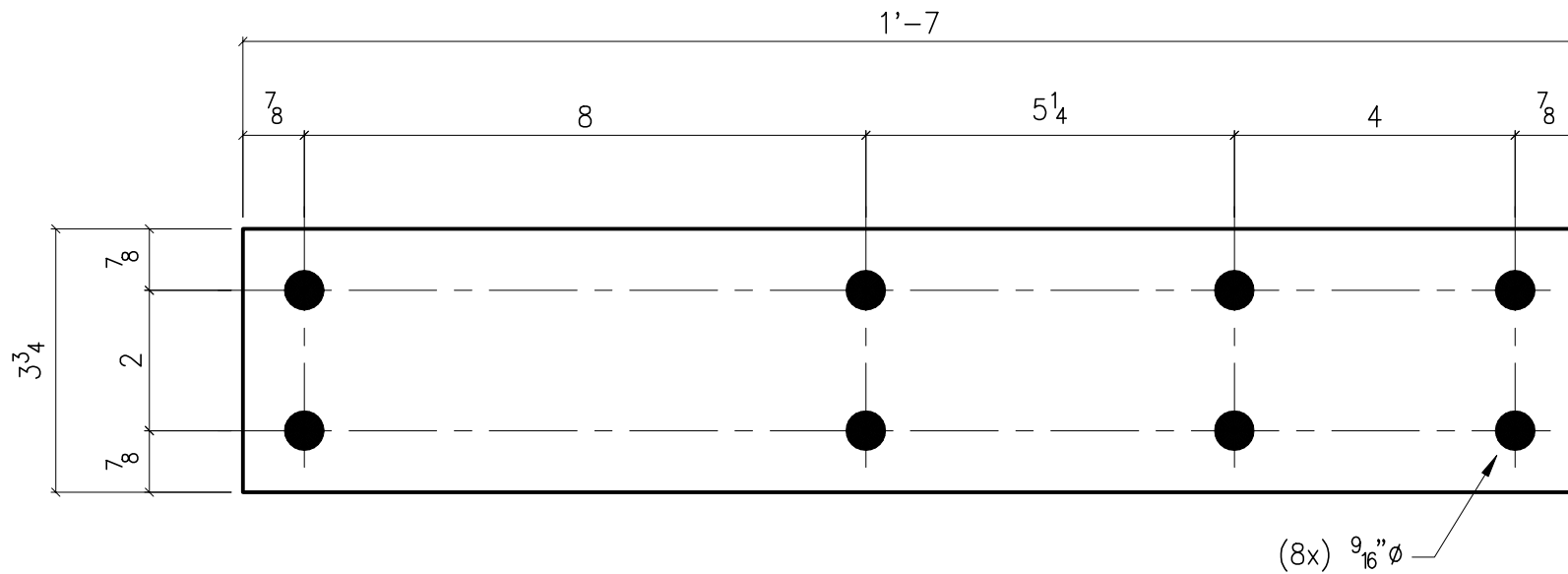
All rights reserved

AD213

Issue: 0

Date: 8.15.00

Page: 2-34



3 3/4" x 1/4" x 1'-7"

Uses:

Canopy rafter to end rafter attachment

www.wwbldgsys.com

© 2000 Whirlwind Steel Buildings, Inc.

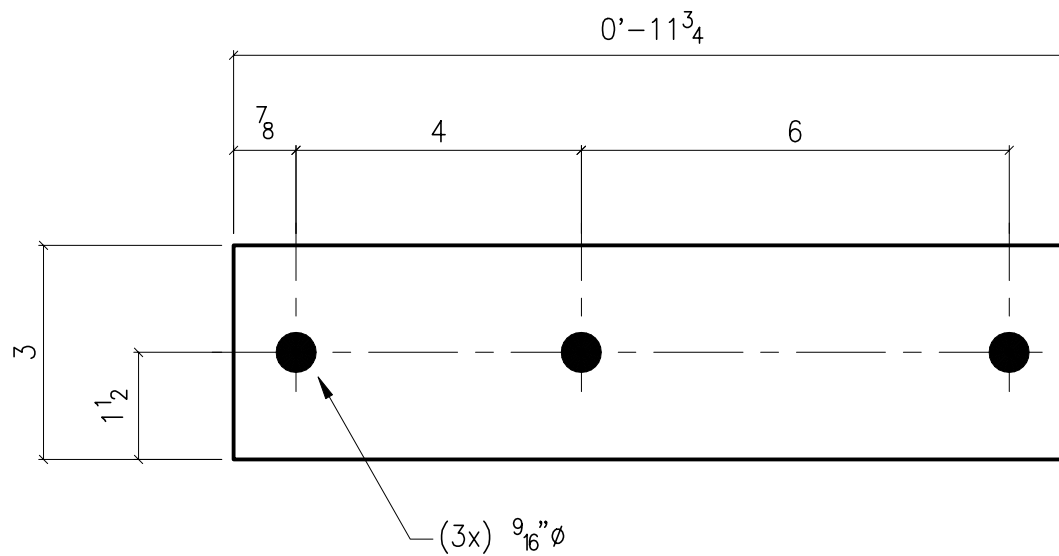
All rights reserved

AE213

Issue: 0

Date: 8.15.00

Page: 2-35



$3 \times \frac{1}{4} \times 0'-11\frac{3}{4}$

Uses:

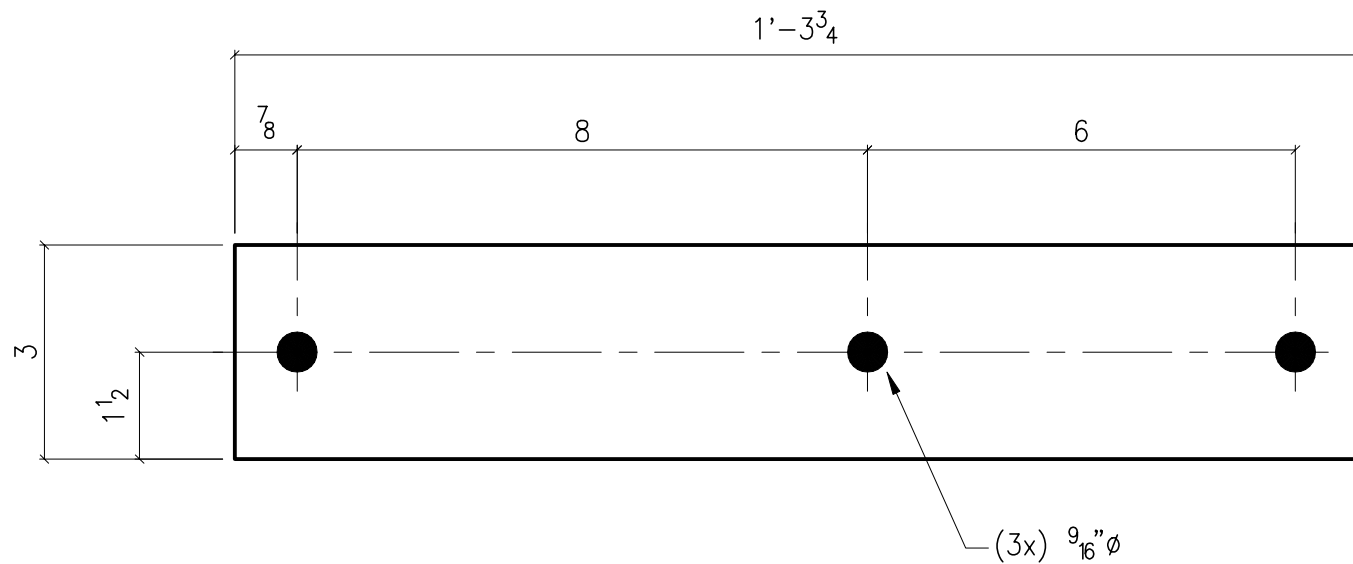
Attach flange brace through liner panel

www.wwbldgsys.com

© 2000 Whirlwind Steel Buildings, Inc.
All rights reserved

AK214

Issue: 0
Date: 8.15.00
Page: 2-36



3 x 1/4 x 1'-3³/₄

Uses:

Attach flange brace through liner panel

www.wwbldgsys.com

© 2000 Whirlwind Steel Buildings, Inc.

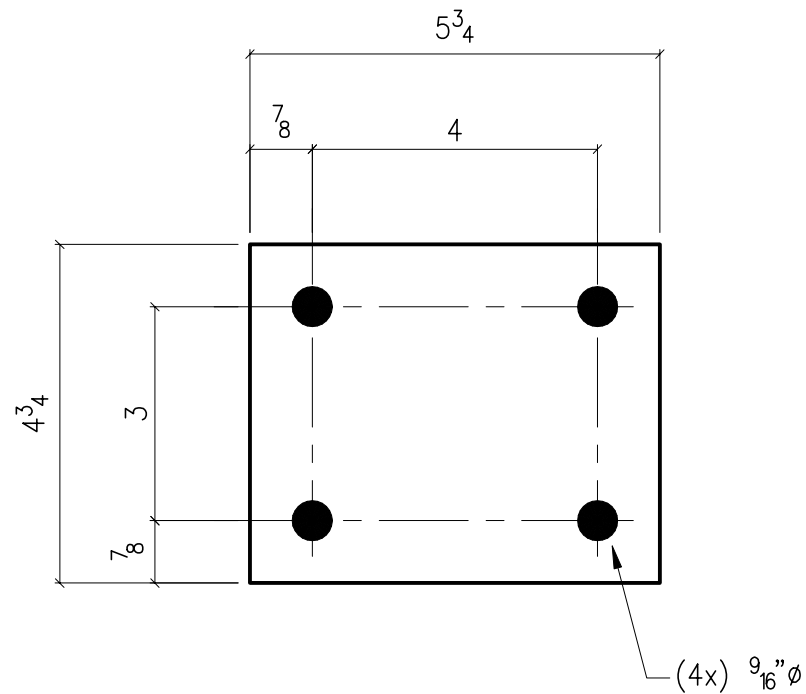
All rights reserved

AK215

Issue: 0

Date: 8.15.00

Page: 2-37



$4\frac{3}{4} \times \frac{3}{8} \times 0'-5\frac{3}{4}$

Uses:

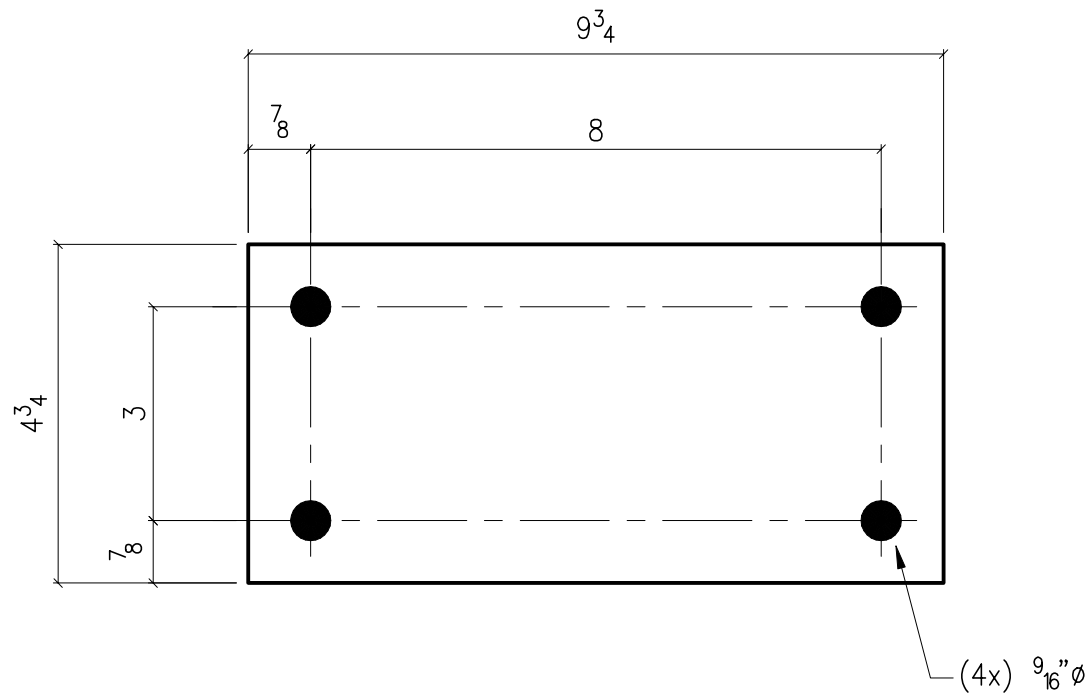
Spacer plate between canopy rafter and
main frame rafter

www.wwbldgsys.com

© 2000 Whirlwind Steel Buildings, Inc.
All rights reserved

AK216

Issue: 0
Date: 8.15.00
Page: 2-38



$4\frac{3}{4} \times \frac{3}{8} \times 0'-9\frac{3}{4}$

Uses:

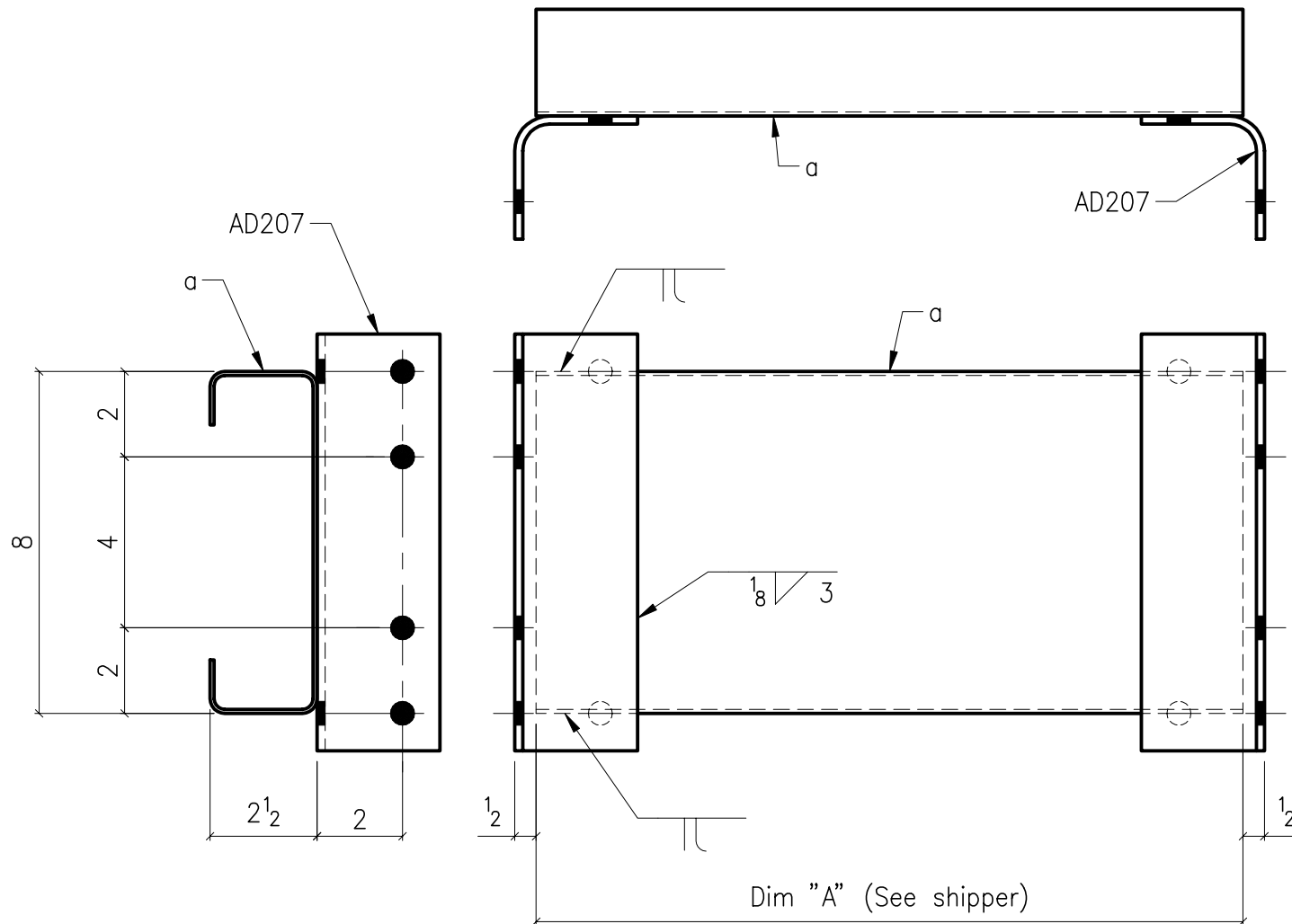
Spacer plate between canopy rafter and
main frame rafter

www.wwbldgsys.com

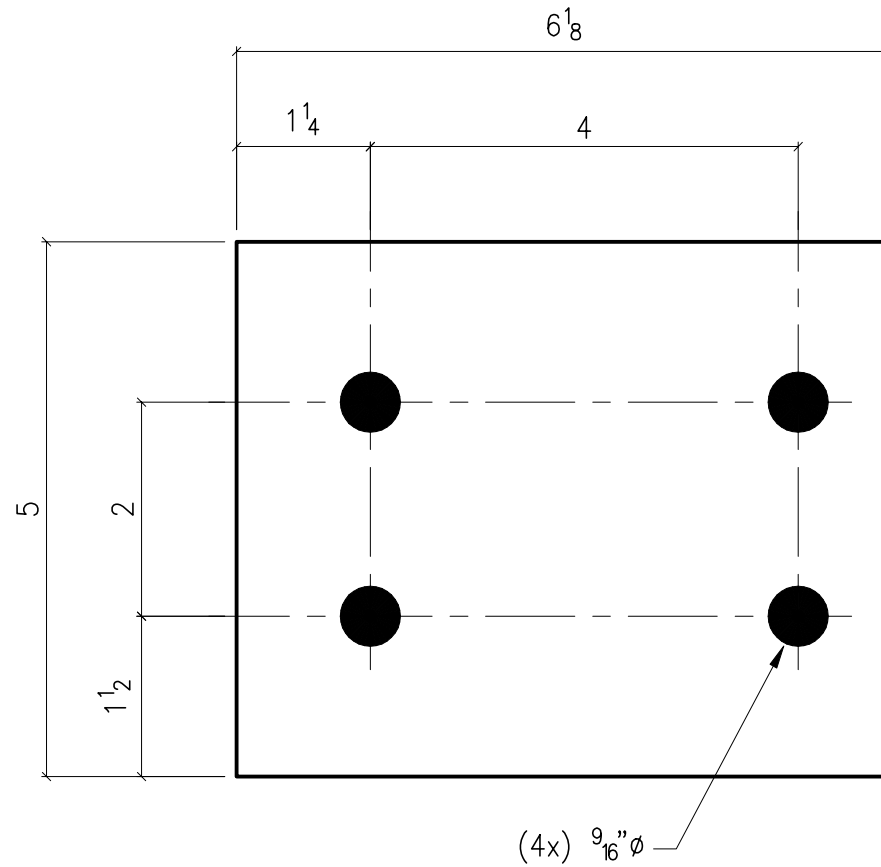
© 2000 Whirlwind Steel Buildings, Inc.
All rights reserved

AK217

Issue: 0
Date: 8.15.00
Page: 2-39



a ~ 13 7/8 x 12ga x See Shipper
 b ~ std. clip AD207 (2) required)
 Uses:
 Spacer between jambs



5 x $\frac{1}{4}$ x $0'-6\frac{1}{8}$

Uses:

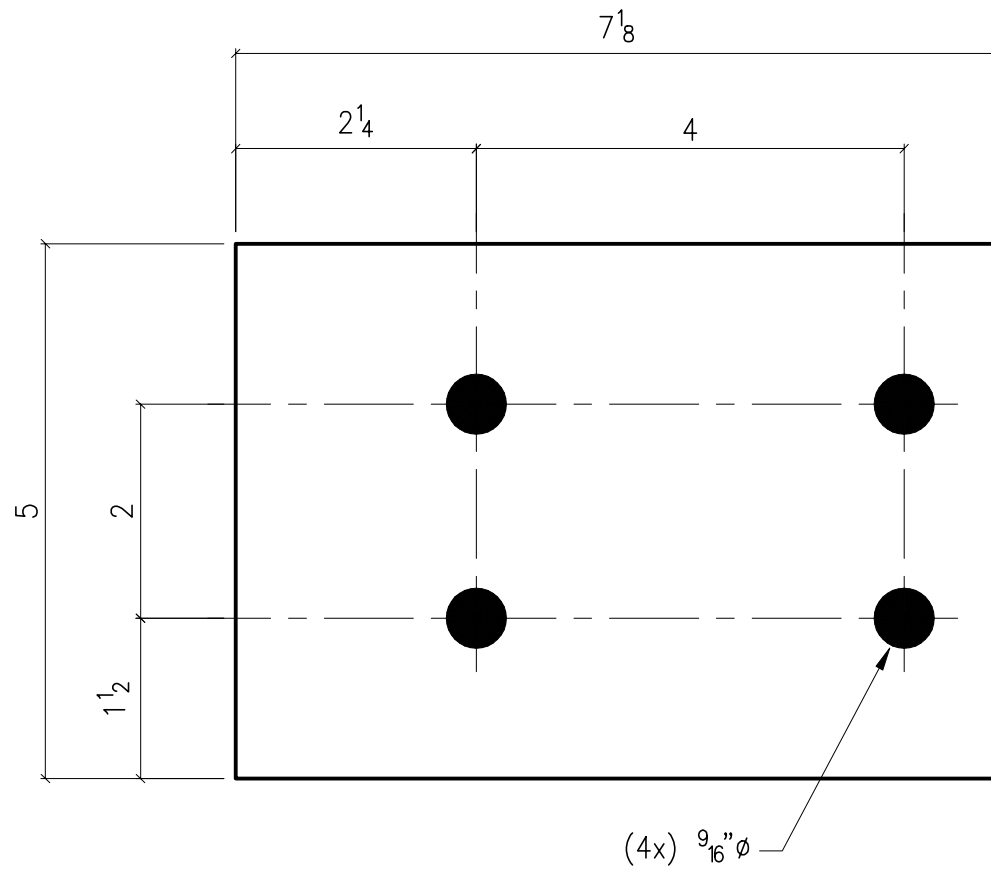
Zee or cee attachment

www.wwbldgsys.com

© 2000 Whirlwind Steel Buildings, Inc.
All rights reserved

AA300

Issue: 0
Date: 8.15.00
Page: 3-1



5 x $\frac{1}{4}$ x 0'- $7\frac{1}{8}$

Uses:

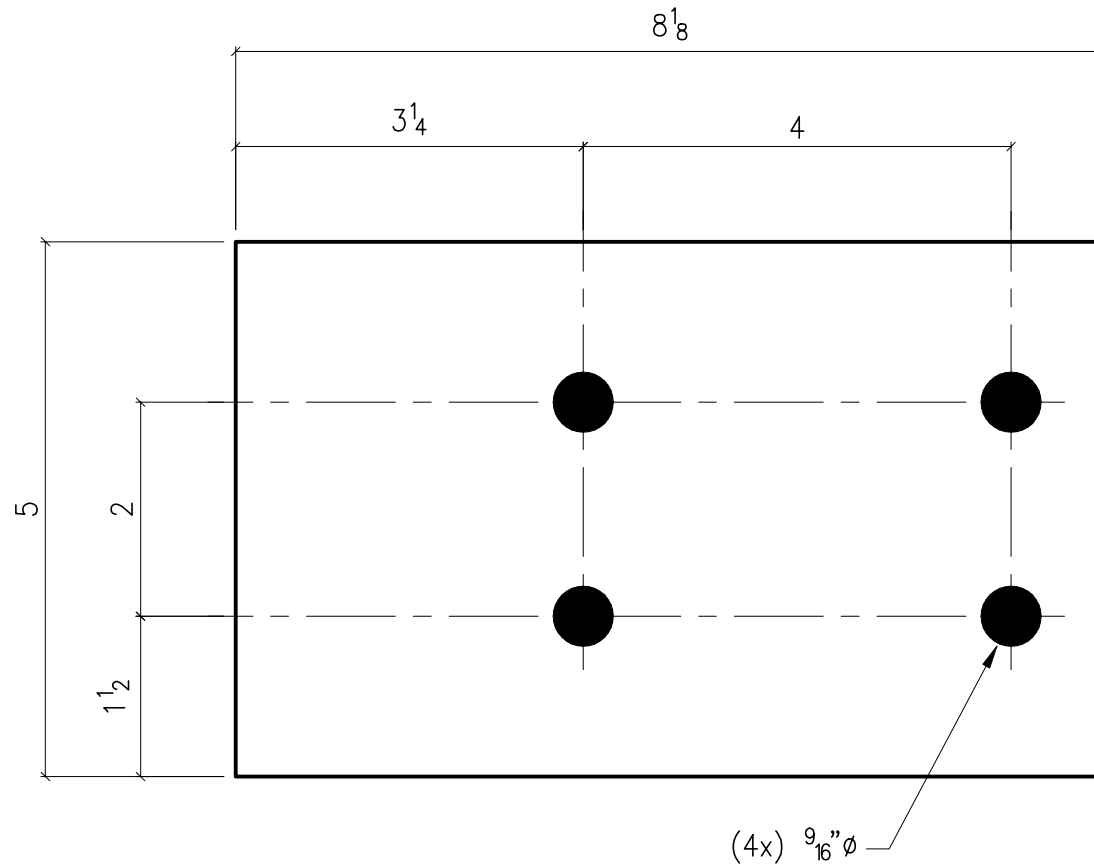
Zee or cee attachment

www.wwbldgsys.com

© 2000 Whirlwind Steel Buildings, Inc.
All rights reserved

AB300

Issue: 0
Date: 8.15.00
Page: 3-2



5 x $\frac{1}{4}$ x $0'-8\frac{1}{8}$

Uses:

Zee or cee attachment

www.wwbldgsys.com

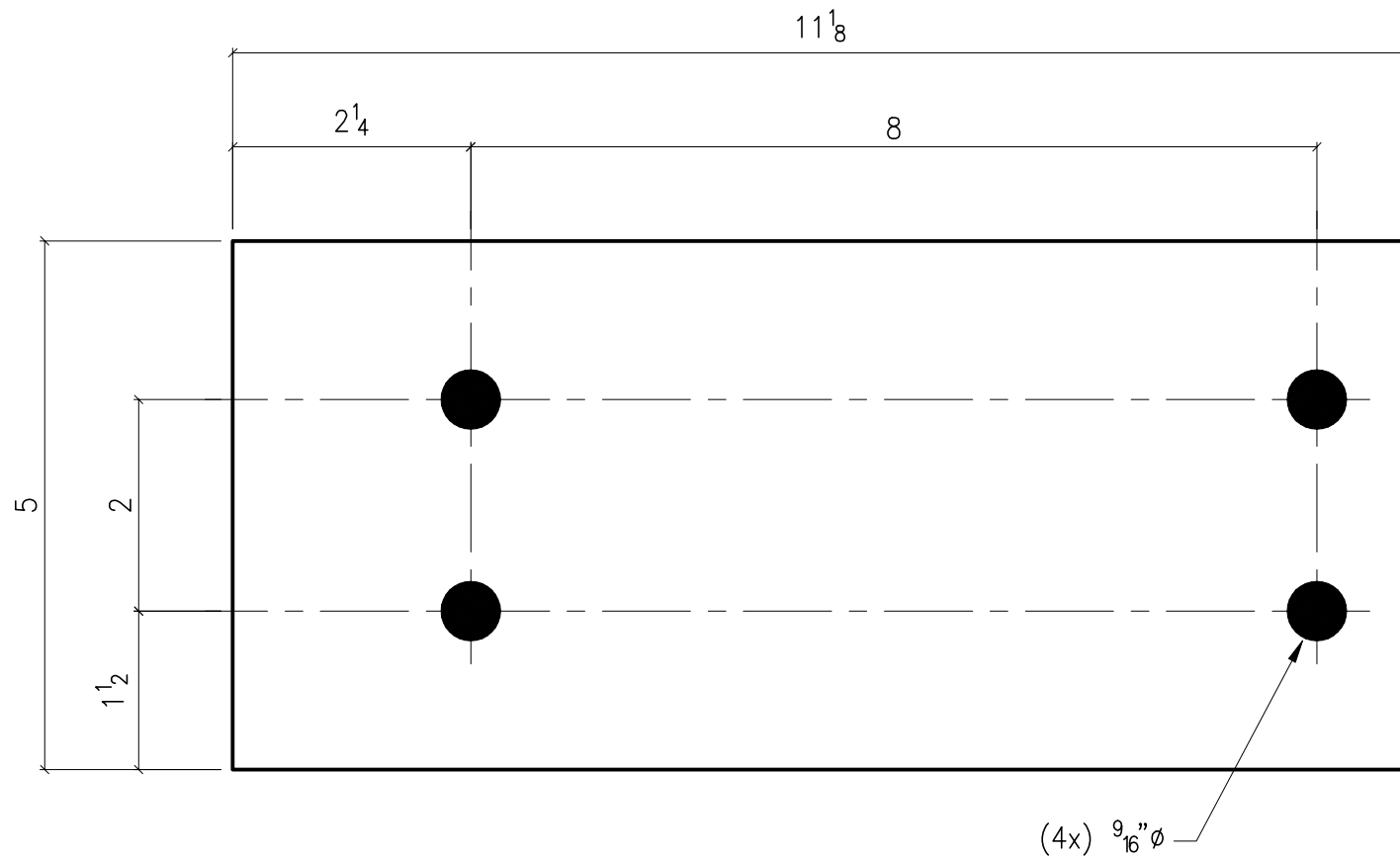
© 2000 Whirlwind Steel Buildings, Inc.
All rights reserved

AC300

Issue: 0

Date: 8.15.00

Page: 3-3



5 x $\frac{3}{8}$ x 0'- $11\frac{1}{8}$

Uses:

Zee or cee attachment

www.wwbldgsys.com

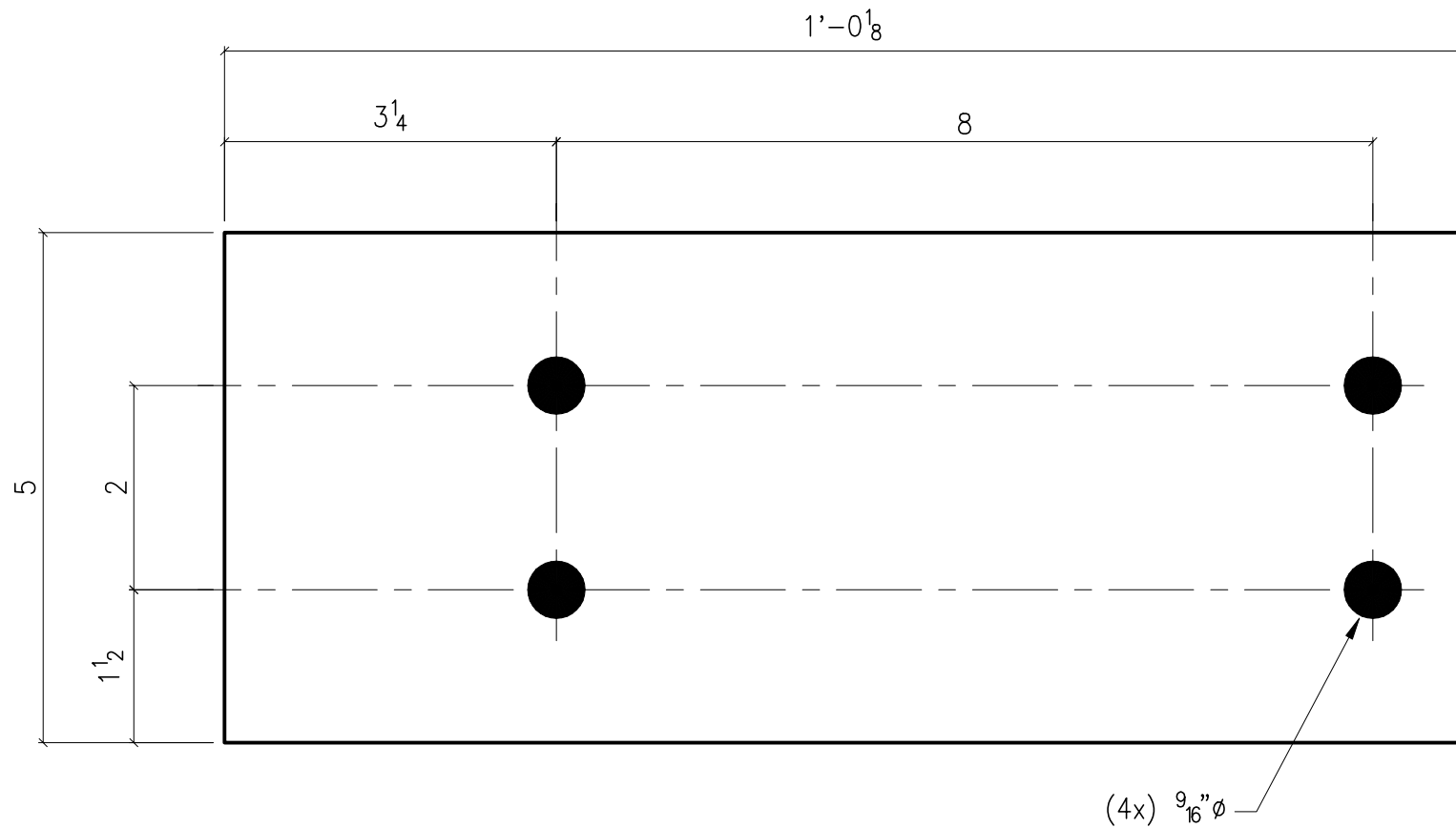
© 2000 Whirlwind Steel Buildings, Inc.
All rights reserved

AD300

Issue: 0

Date: 8.15.00

Page: 3-4



5 x $\frac{3}{8}$ x $1'-0\frac{1}{8}$

Uses:

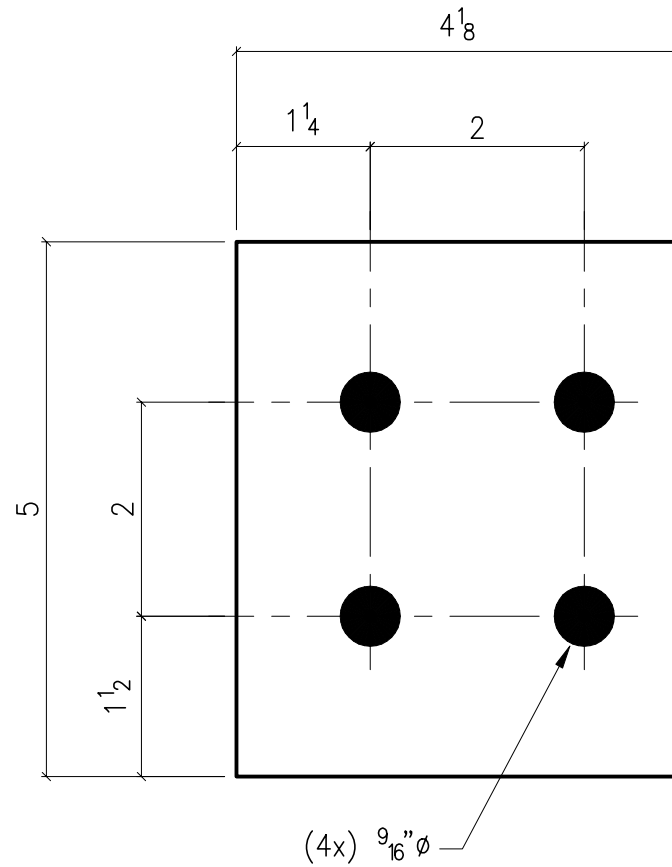
Zee or cee attachment

www.wwbldgsys.com

© 2000 Whirlwind Steel Buildings, Inc.
All rights reserved

AE300

Issue: 0
Date: 8.15.00
Page: 3-5



$4\frac{1}{8} \times \frac{1}{4} \times 0'-5$

Uses:

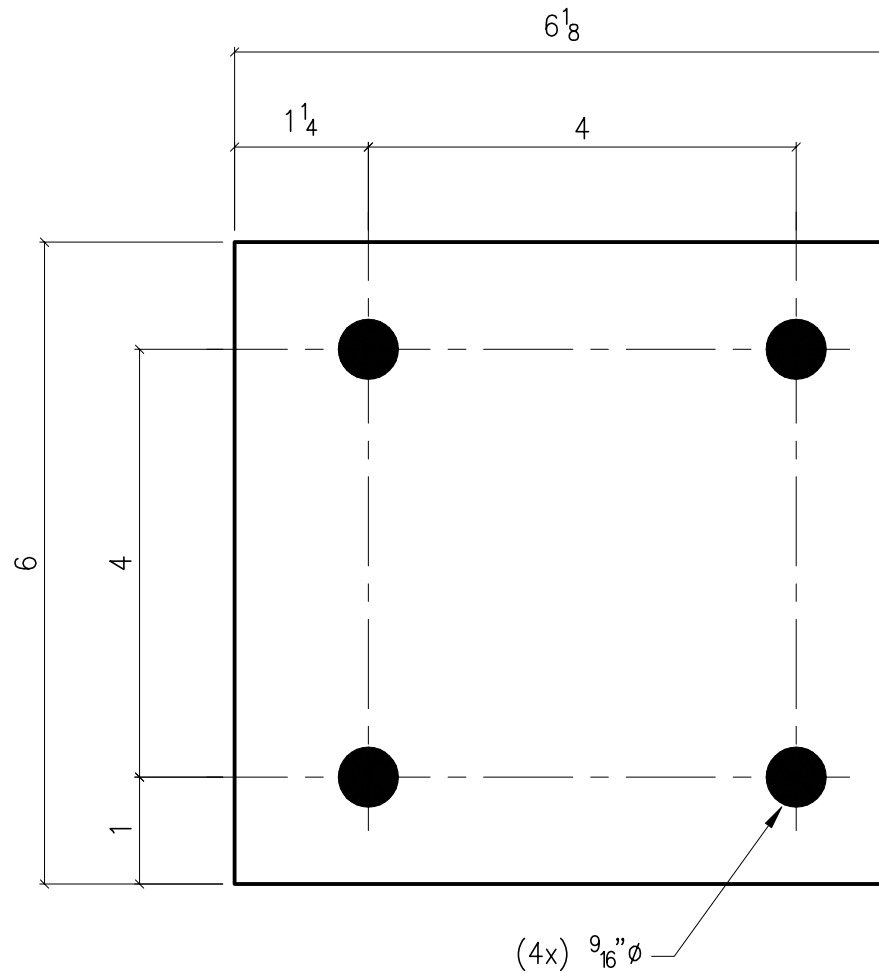
Zee or cee attachment

www.wwbldgsys.com

© 2000 Whirlwind Steel Buildings, Inc.
All rights reserved

AF300

Issue: 0
Date: 8.15.00
Page: 3-6



6 x 1/4 x 0'-6 1/8

Uses:

Cee attachment

www.wwbldgsys.com

© 2000 Whirlwind Steel Buildings, Inc.

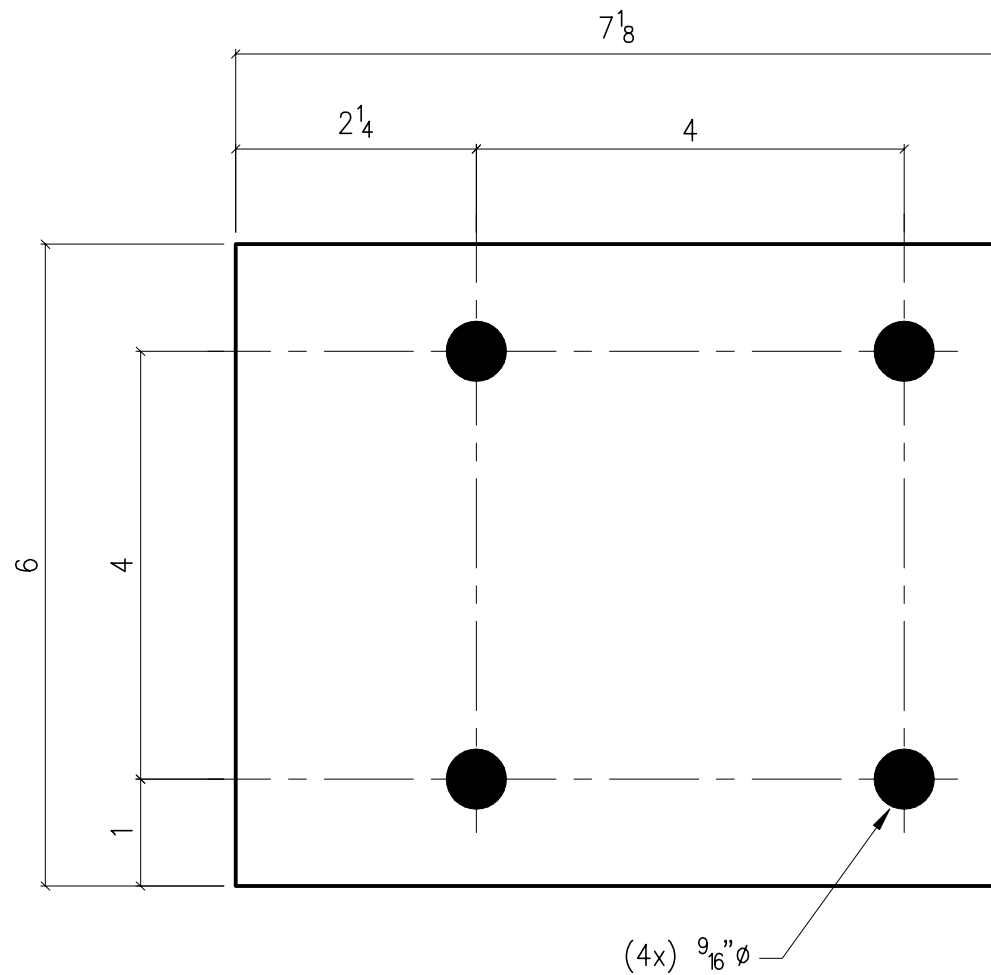
All rights reserved

AA301

Issue: 0

Date: 8.15.00

Page: 3-7



6 x $\frac{1}{4}$ x $0'-7\frac{1}{8}$

Uses:

Cee attachment

www.wwbldgsys.com

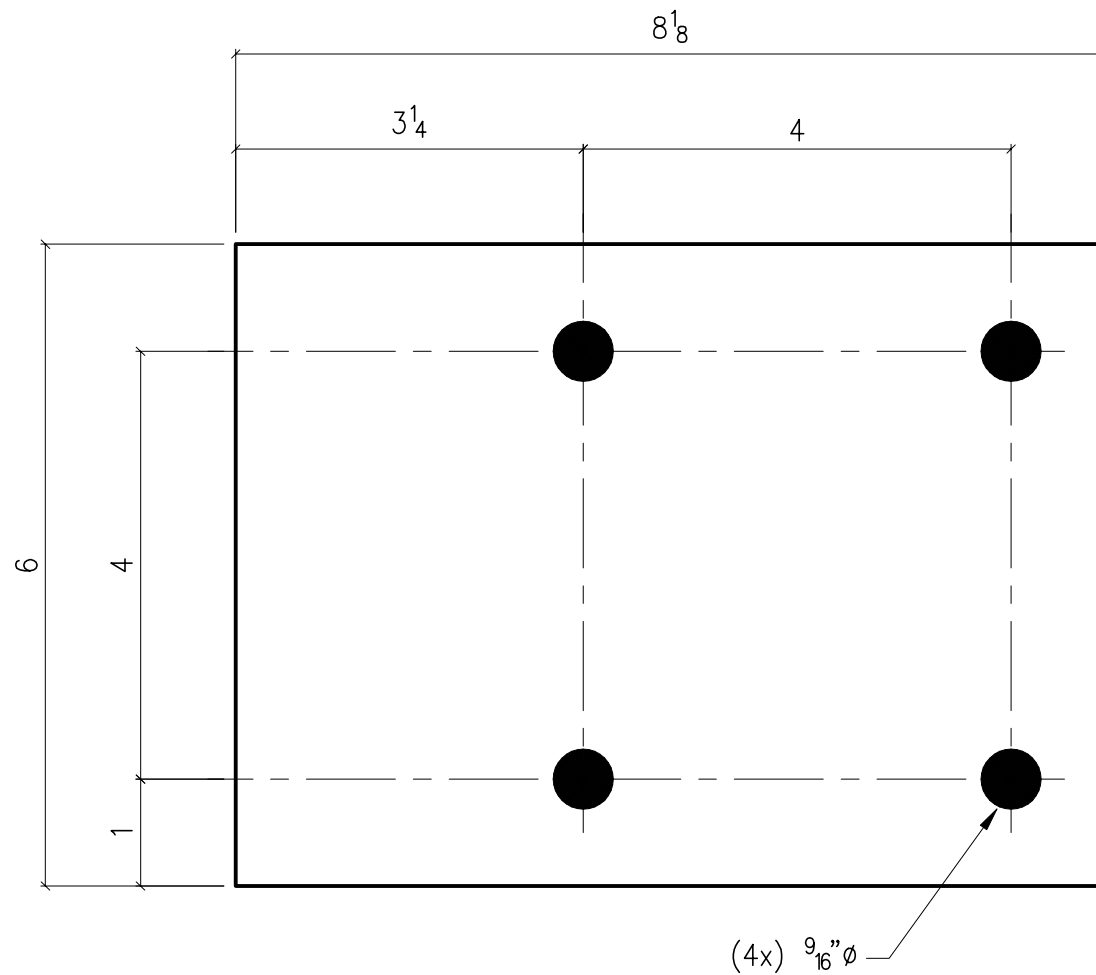
© 2000 Whirlwind Steel Buildings, Inc.
All rights reserved

AB301

Issue: 0

Date: 8.15.00

Page: 3-8



6 x $\frac{1}{4}$ x $0'-8\frac{1}{8}$

Uses:

Cee attachment

www.wwbldgsys.com

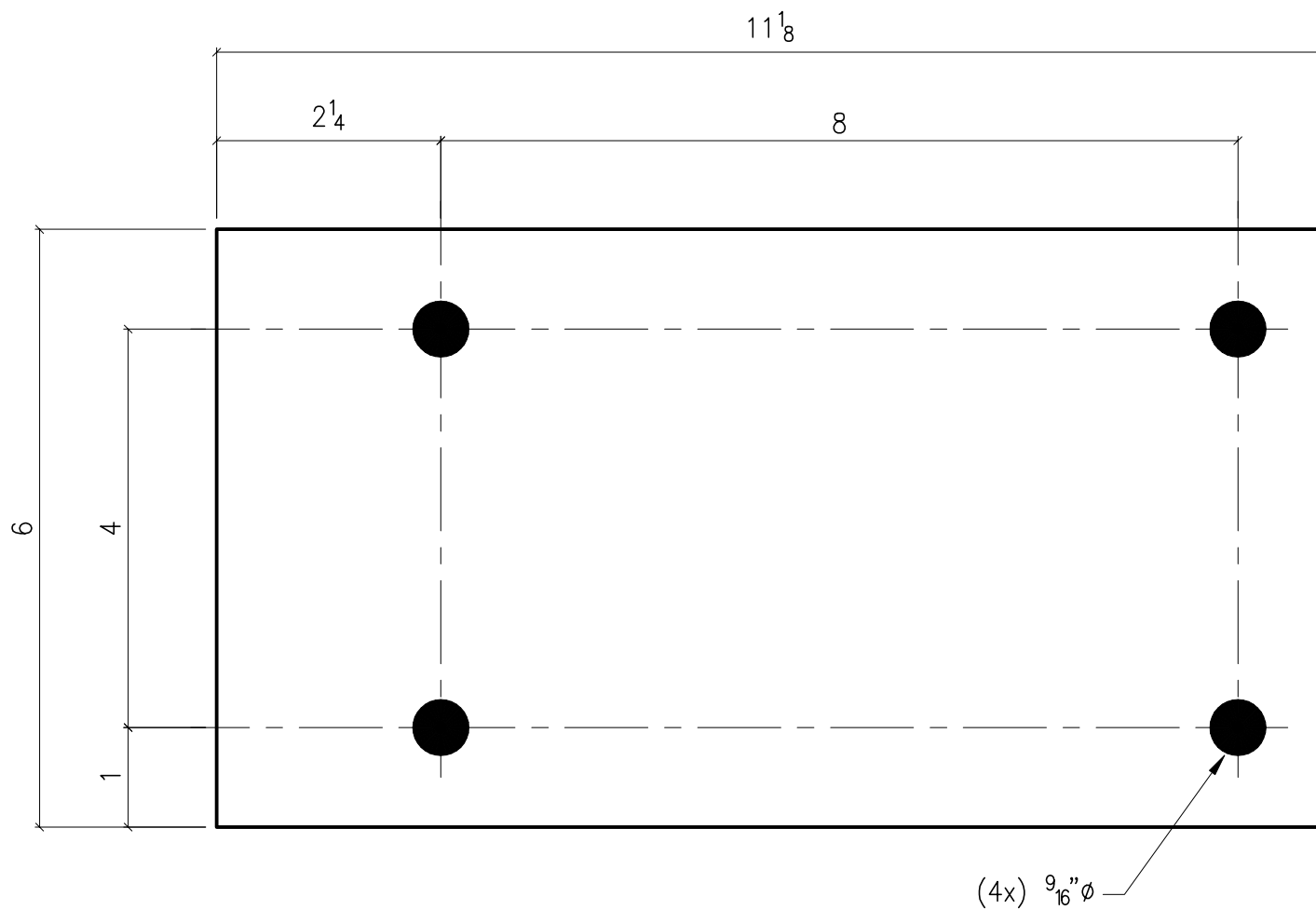
© 2000 Whirlwind Steel Buildings, Inc.
All rights reserved

AC301

Issue: 0

Date: 8.15.00

Page: 3-9



6 x $\frac{1}{4}$ x 0'- $11\frac{1}{8}$

Uses:

Cee attachment

www.wwbldgsys.com

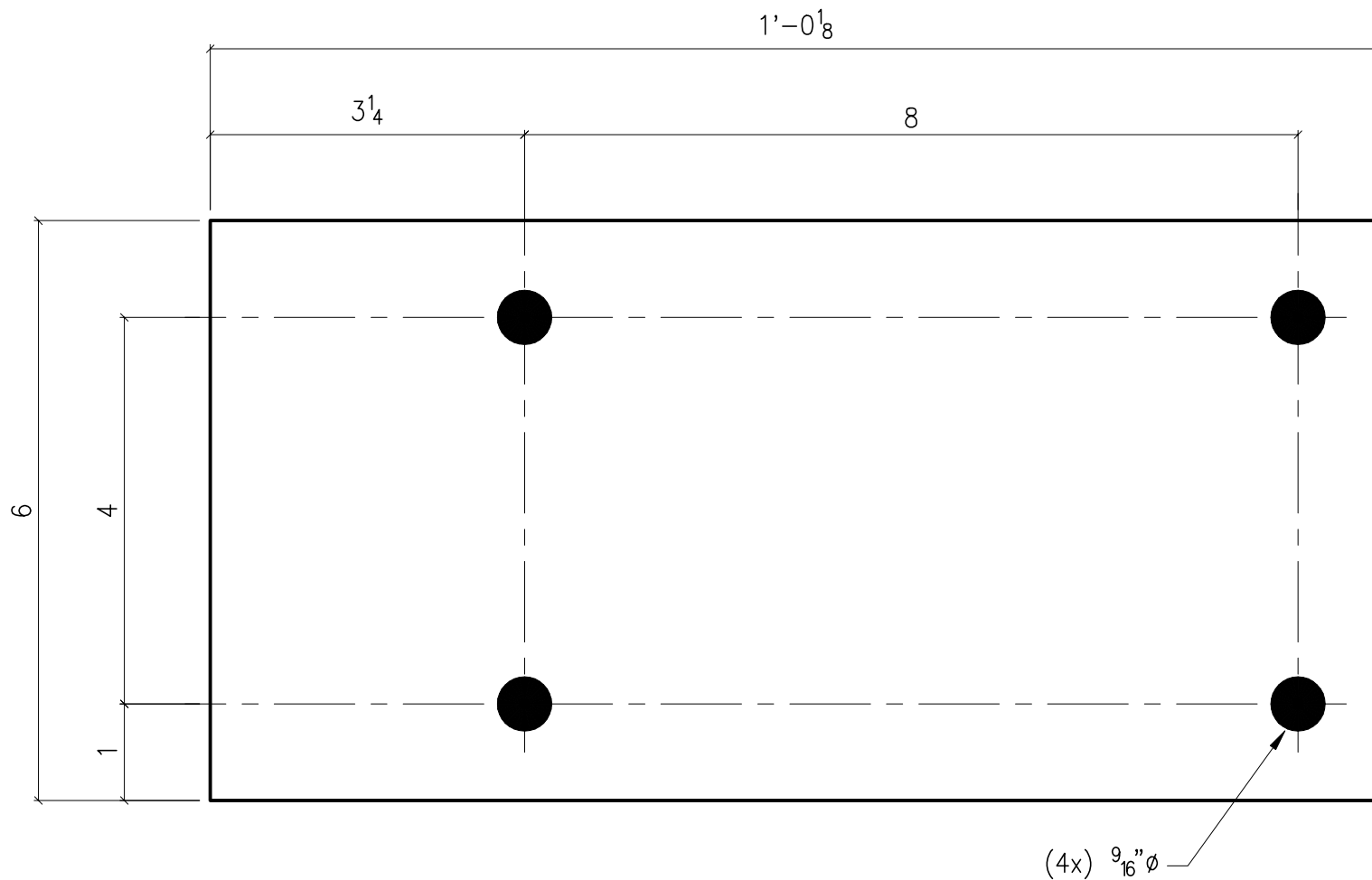
© 2000 Whirlwind Steel Buildings, Inc.
All rights reserved

AD301

Issue: 0

Date: 8.15.00

Page: 3-10



6 x $\frac{1}{4}$ x $1'-0\frac{1}{8}$

Uses:

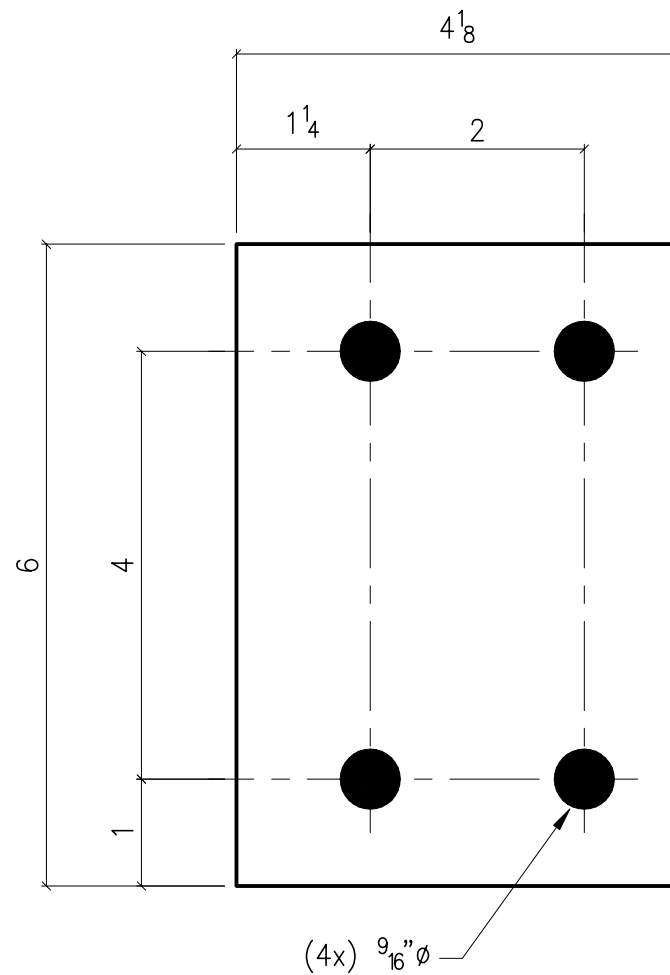
Cee attachment

www.wwbldgsys.com

© 2000 Whirlwind Steel Buildings, Inc.
All rights reserved

AE301

Issue: 0
Date: 8.15.00
Page: 3-11



$4\frac{1}{8} \times \frac{1}{4} \times 0'-6$

Uses:

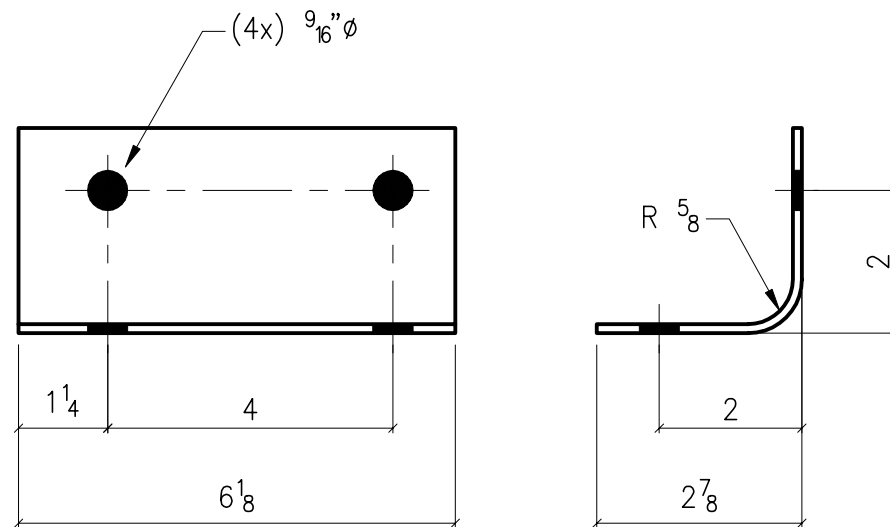
Cee attachment

www.wwbldgsys.com

© 2000 Whirlwind Steel Buildings, Inc.
All rights reserved

AF301

Issue: 0
Date: 8.15.00
Page: 3-12



$5\frac{5}{16} \times 10\text{ga} \times 0'-6\frac{1}{8}$

Uses:

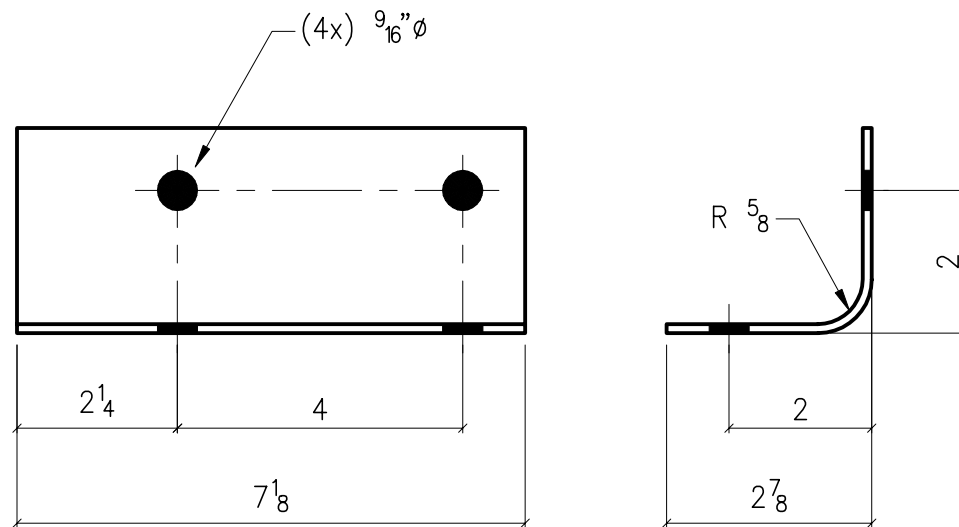
Purlin attachment to cee or zee end
rafter

www.wwbldgsys.com

© 2000 Whirlwind Steel Buildings, Inc.
All rights reserved

AA302

Issue: 0
Date: 8.15.00
Page: 3-13



$5\frac{5}{16} \times 10ga \times 0'-7\frac{1}{8}$

Uses:

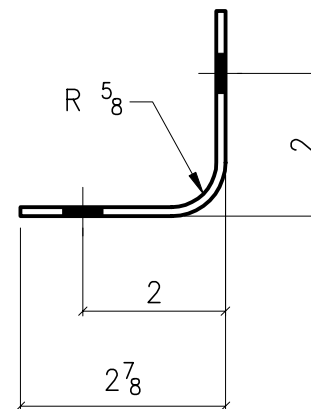
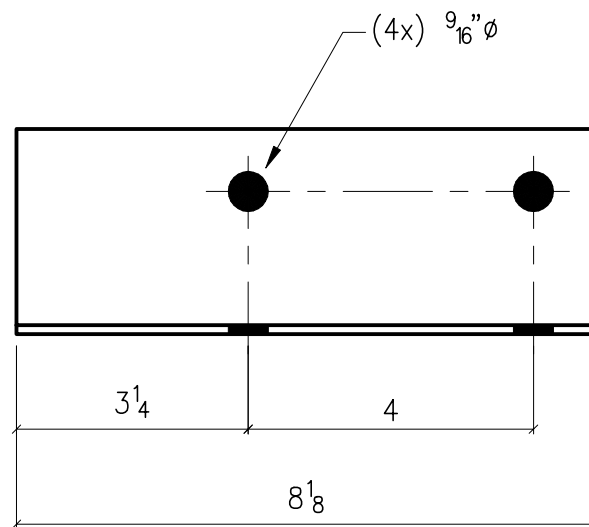
Purlin attachment to cee or zee end
rafter

www.wwbldgsys.com

© 2000 Whirlwind Steel Buildings, Inc.
All rights reserved

AB302

Issue: 0
Date: 8.15.00
Page: 3-14



$5\frac{5}{16}$ x 10ga x 0'- $8\frac{1}{8}$

Uses:

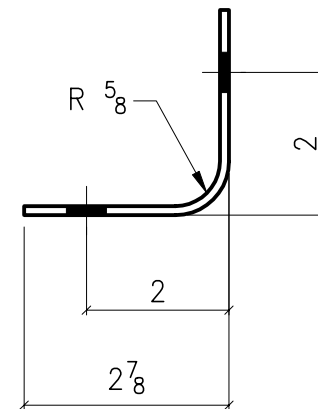
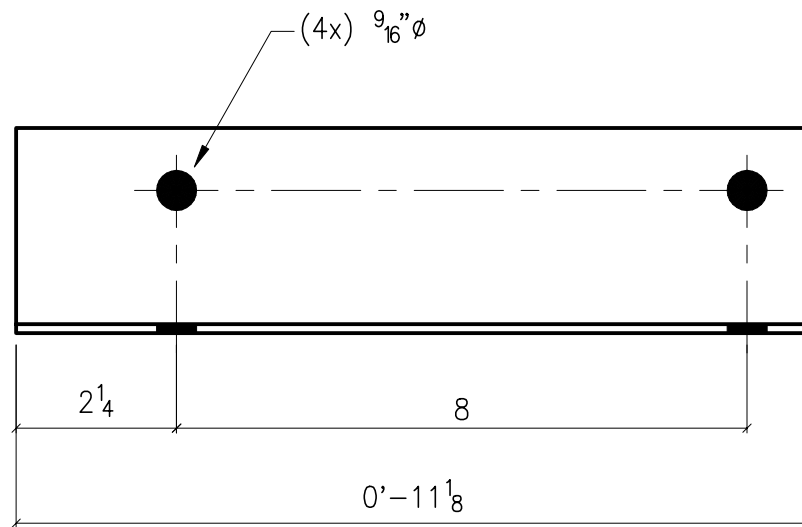
Purlin attachment to cee or zee end
rafter

www.wwbldgsys.com

© 2000 Whirlwind Steel Buildings, Inc.
All rights reserved

AC302

Issue: 0
Date: 8.15.00
Page: 3-15



$\frac{5}{16}$ x 10ga x 0'-11 $\frac{1}{8}$

Uses:

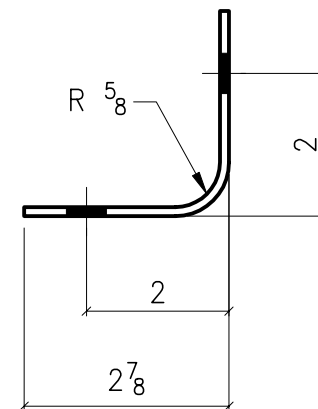
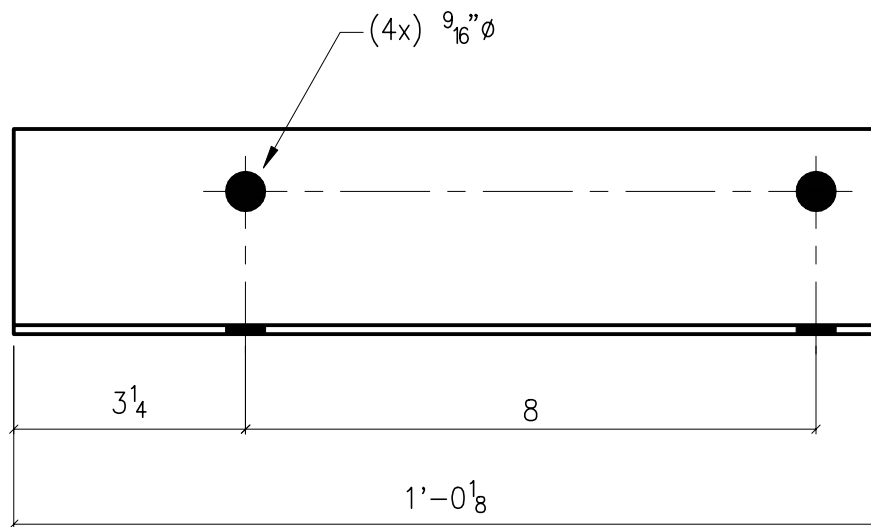
Purlin attachment to cee or zee end
rafter

www.wwbldgsys.com

© 2000 Whirlwind Steel Buildings, Inc.
All rights reserved

AD302

Issue: 0
Date: 8.15.00
Page: 3-16



$5\frac{5}{16}$ x 10ga x $1'-0\frac{1}{8}$

Uses:

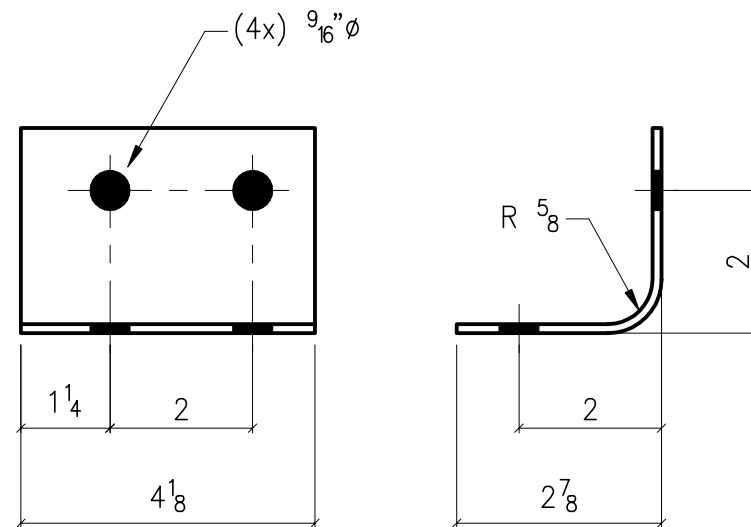
Purlin attachment to cee or zee end
rafter

www.wwbldgsys.com

© 2000 Whirlwind Steel Buildings, Inc.
All rights reserved

AE302

Issue: 0
Date: 8.15.00
Page: 3-17



$5\frac{5}{16} \times 10\text{ga} \times 0'-4\frac{1}{8}$

Uses:

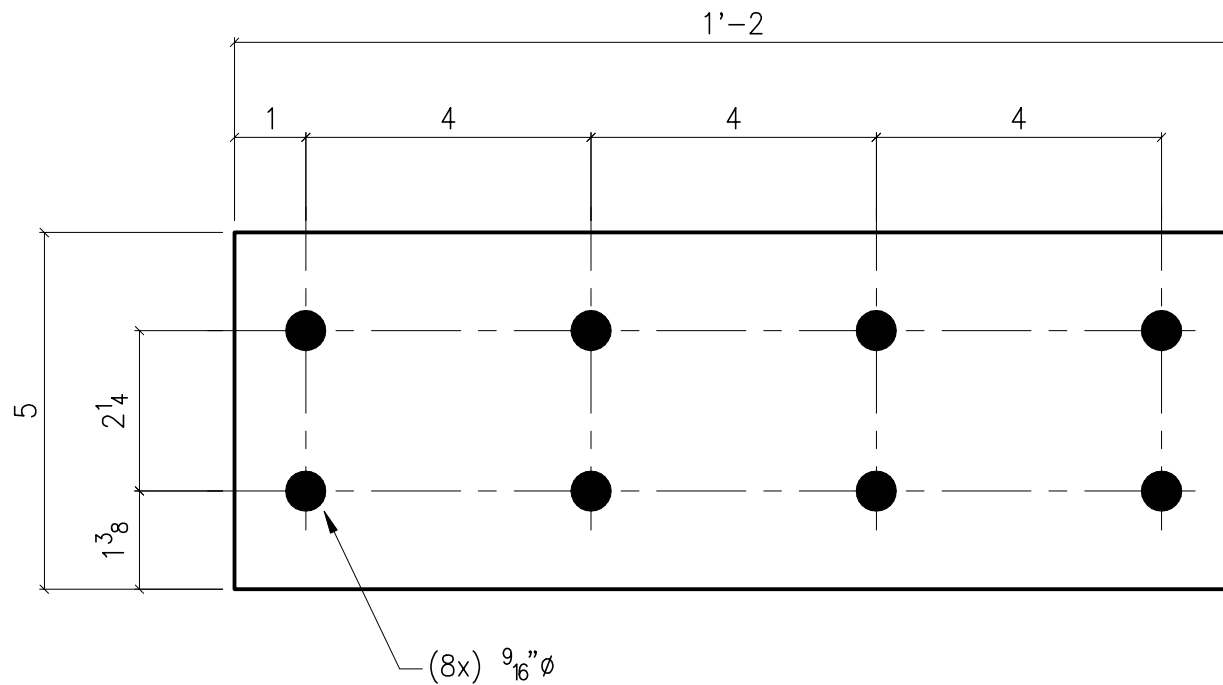
Purlin attachment to cee or zee end rafter

www.wwbldgsys.com

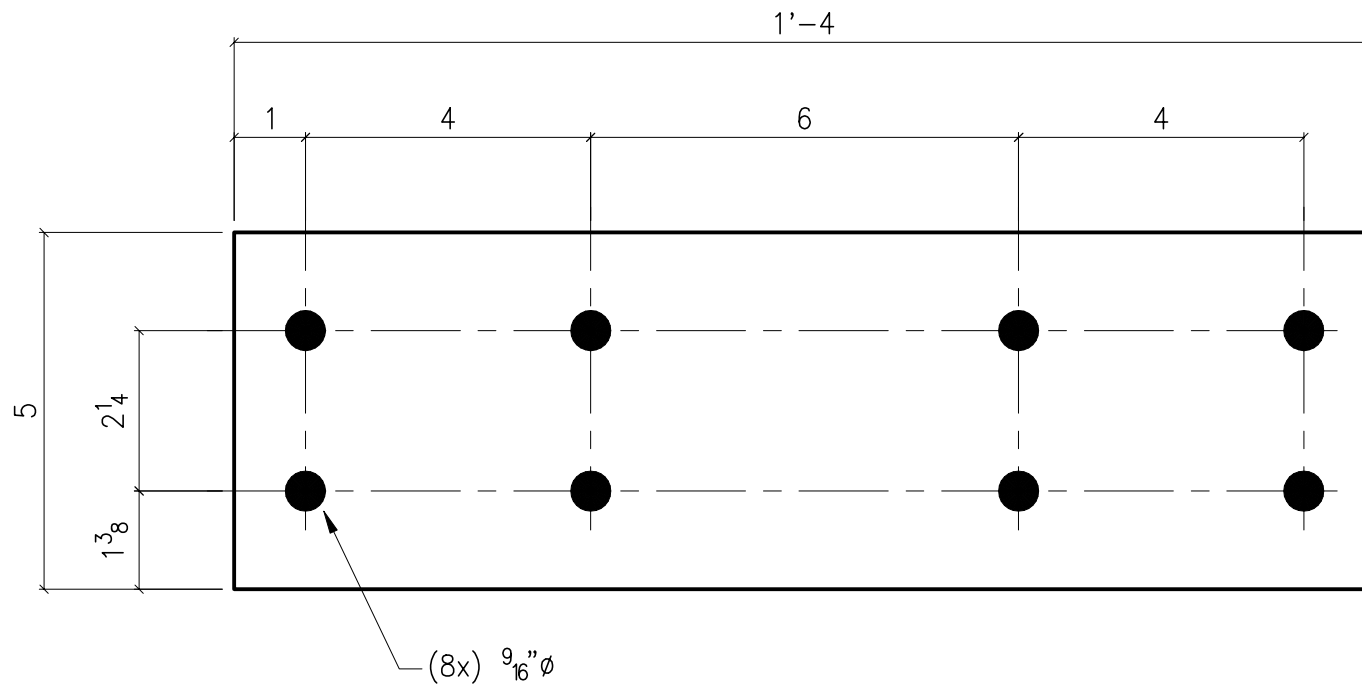
© 2000 Whirlwind Steel Buildings, Inc.
All rights reserved

AF302

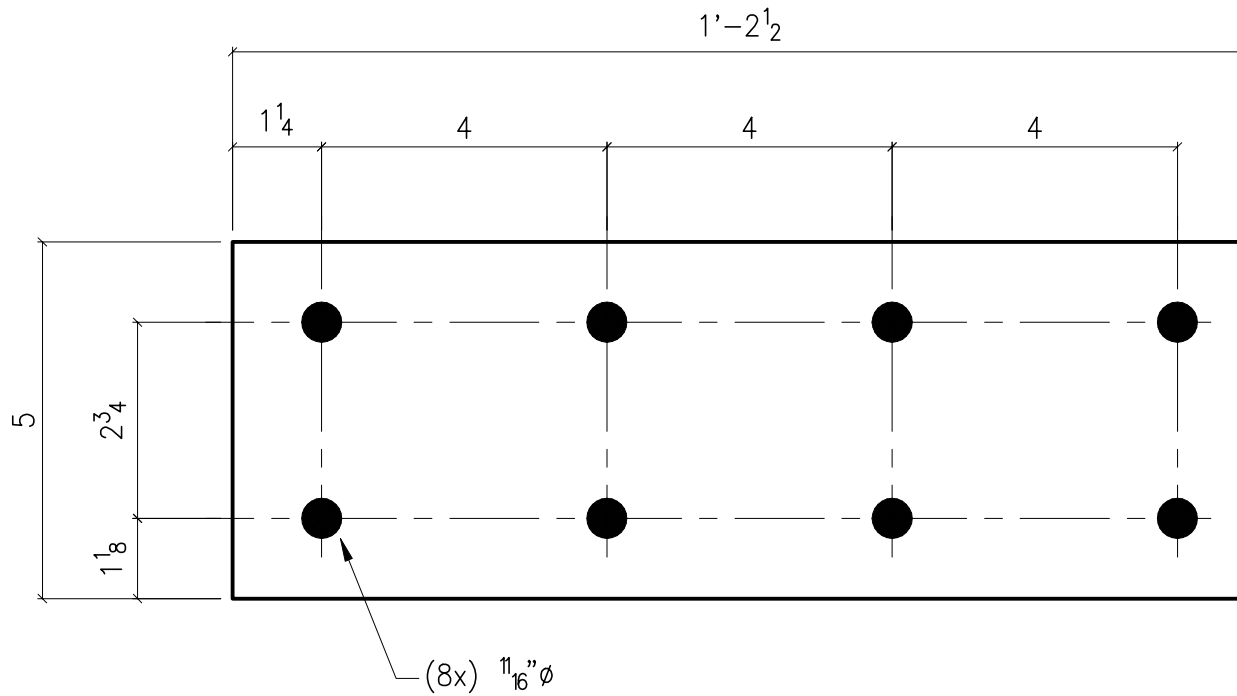
Issue: 0
Date: 8.15.00
Page: 3-18



5 x $\frac{3}{8}$ x 1'-2
 Uses:
 Splice plate for cee end rafter



5 x $\frac{3}{8}$ x 1'-4
 Uses:
 Splice plate for cee end rafter

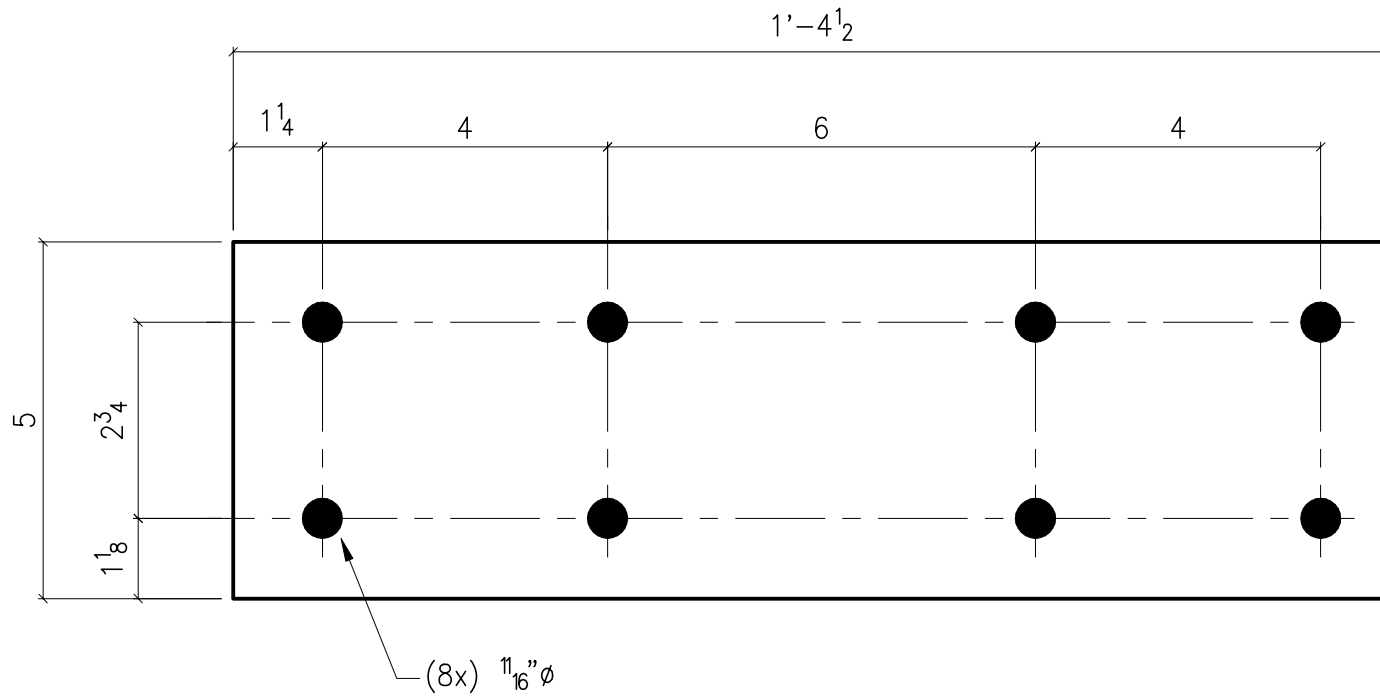


5 x $\frac{1}{2}$ x 1'-2 $\frac{1}{2}$
 Uses:
 Splice plate

www.wwbldgsys.com
 © 2000 Whirlwind Steel Buildings, Inc.
 All rights reserved

AB304

Issue: 0
 Date: 8.15.00
 Page: 3-21



5 x 1/2 x 1'-4 1/2

Uses:

Splice plate

www.wwbldgsys.com

© 2000 Whirlwind Steel Buildings, Inc.

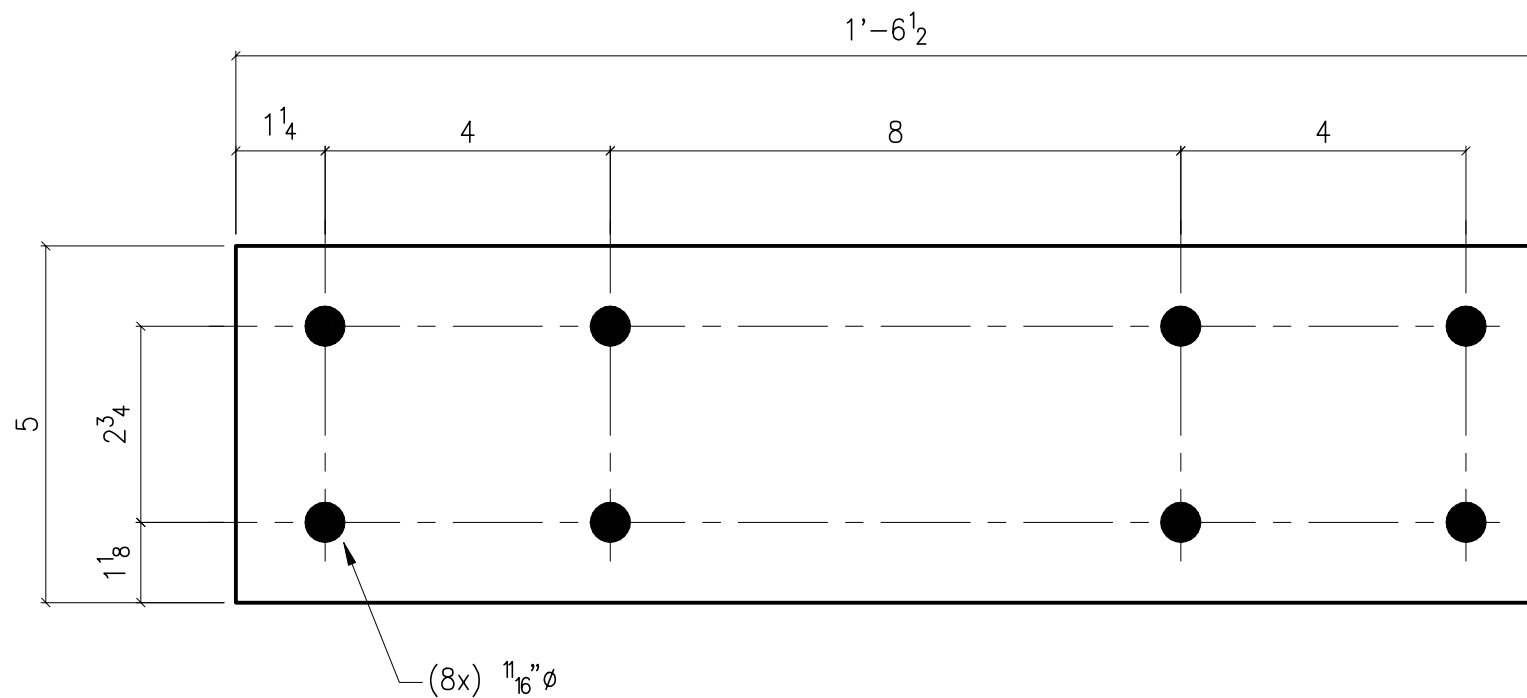
All rights reserved

AC304

Issue: 0

Date: 8.15.00

Page: 3-22



5 x 1/2 x 1'-6 1/2"

Uses:

Splice plate

www.wwbldgsys.com

© 2000 Whirlwind Steel Buildings, Inc.

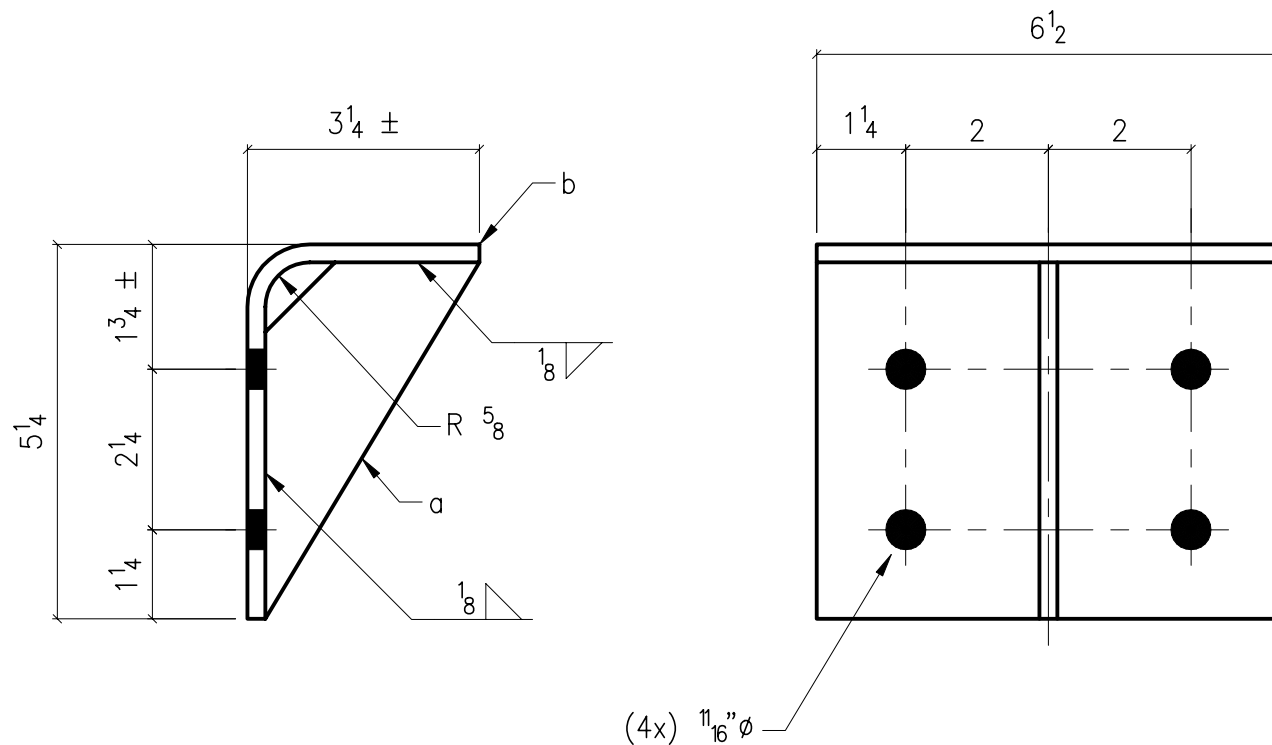
All rights reserved

AD304

Issue: 0

Date: 8.15.00

Page: 3-23



a ~ 3 x 1/4 x 0'-5

b ~ 6 1/2 x 1/4 x 0'-7 5/16

Uses:

Attach cee end rafter to offset column

www.wwbldgsys.com

© 2000 Whirlwind Steel Buildings, Inc.

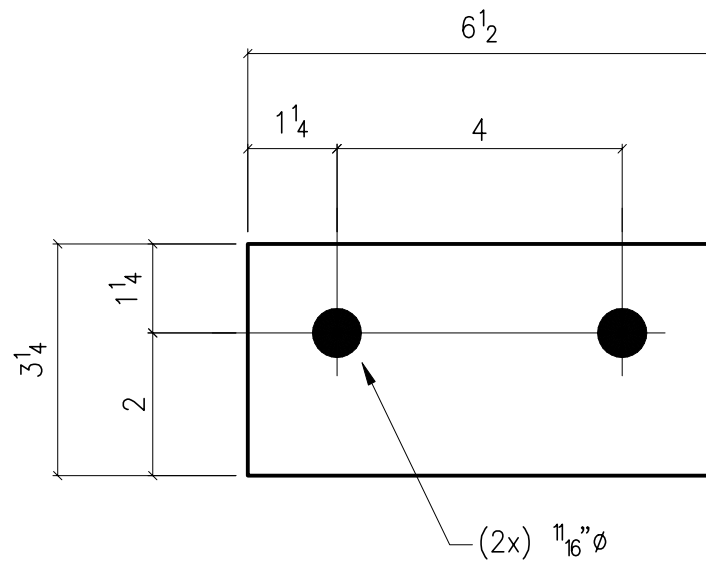
All rights reserved

AK305

Issue: 0

Date: 8.15.00

Page: 3-24



$3\frac{1}{4} \times \frac{1}{4} \times 0'-6\frac{1}{2}$

Uses:

Attach cee end rafter to aligned column

www.wwbldgsys.com

© 2000 Whirlwind Steel Buildings, Inc.

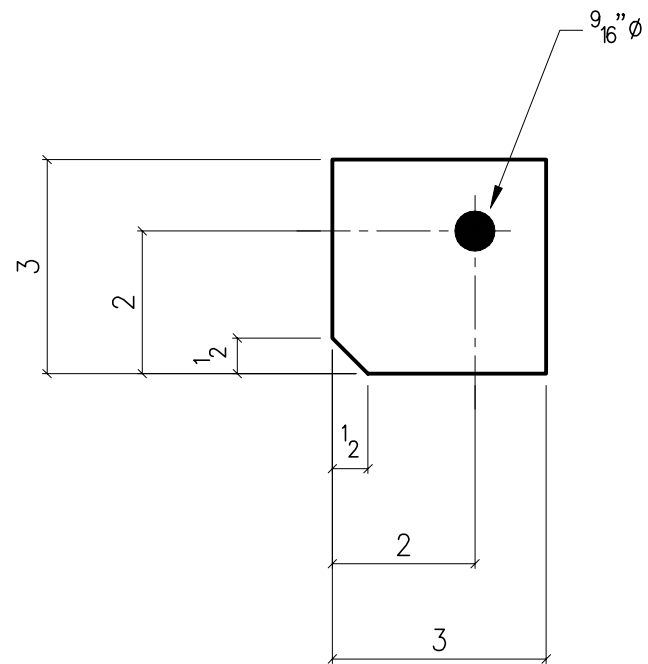
All rights reserved

AK306

Issue: 0

Date: 8.15.00

Page: 3-25

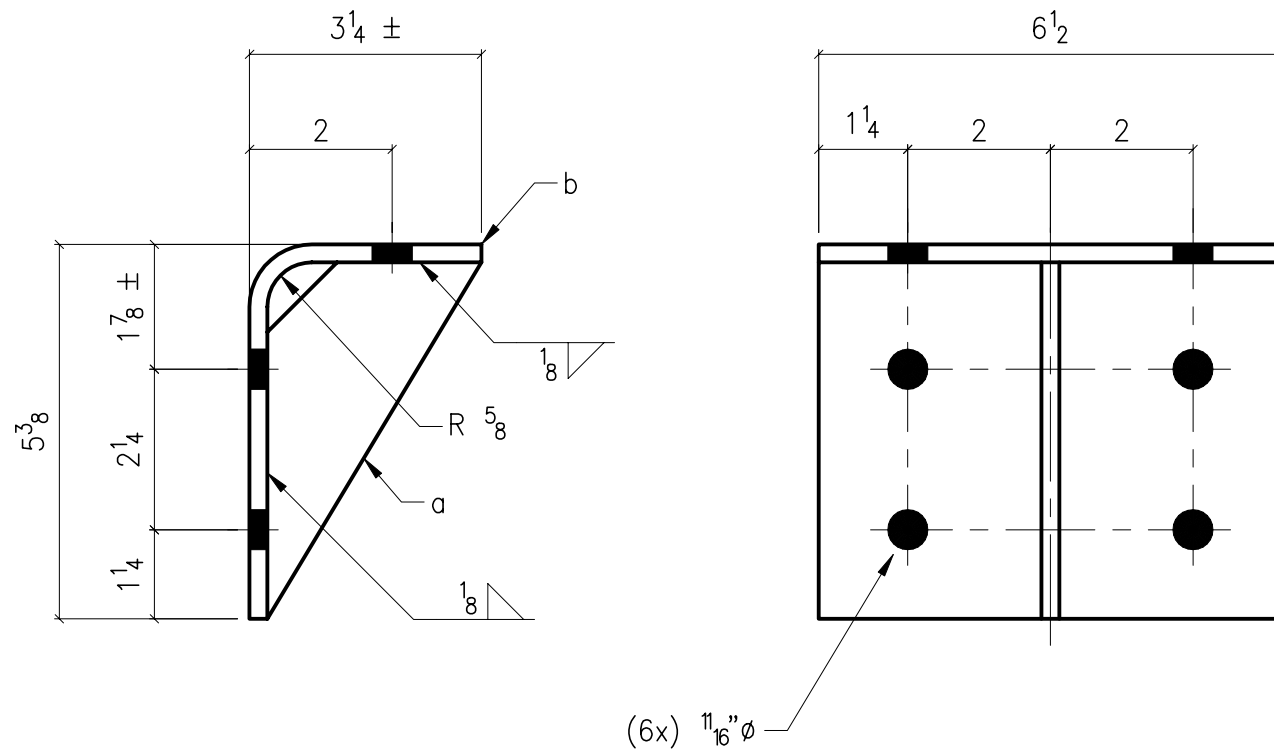


3 x 10ga x 0'-3
 Uses:
 Flange brace attachment

www.wwbldgsys.com
 © 2000 Whirlwind Steel Buildings, Inc.
 All rights reserved

AK307

Issue: 0
 Date: 8.15.00
 Page: 3-26



$a \sim 3 \times \frac{1}{4} \times 0'-5$

$b \sim 6\frac{1}{2} \times \frac{1}{4} \times 0'-8\frac{1}{16}$

Uses:

Attach cee end rafter to offset column

www.wwbldgsys.com

© 2000 Whirlwind Steel Buildings, Inc.

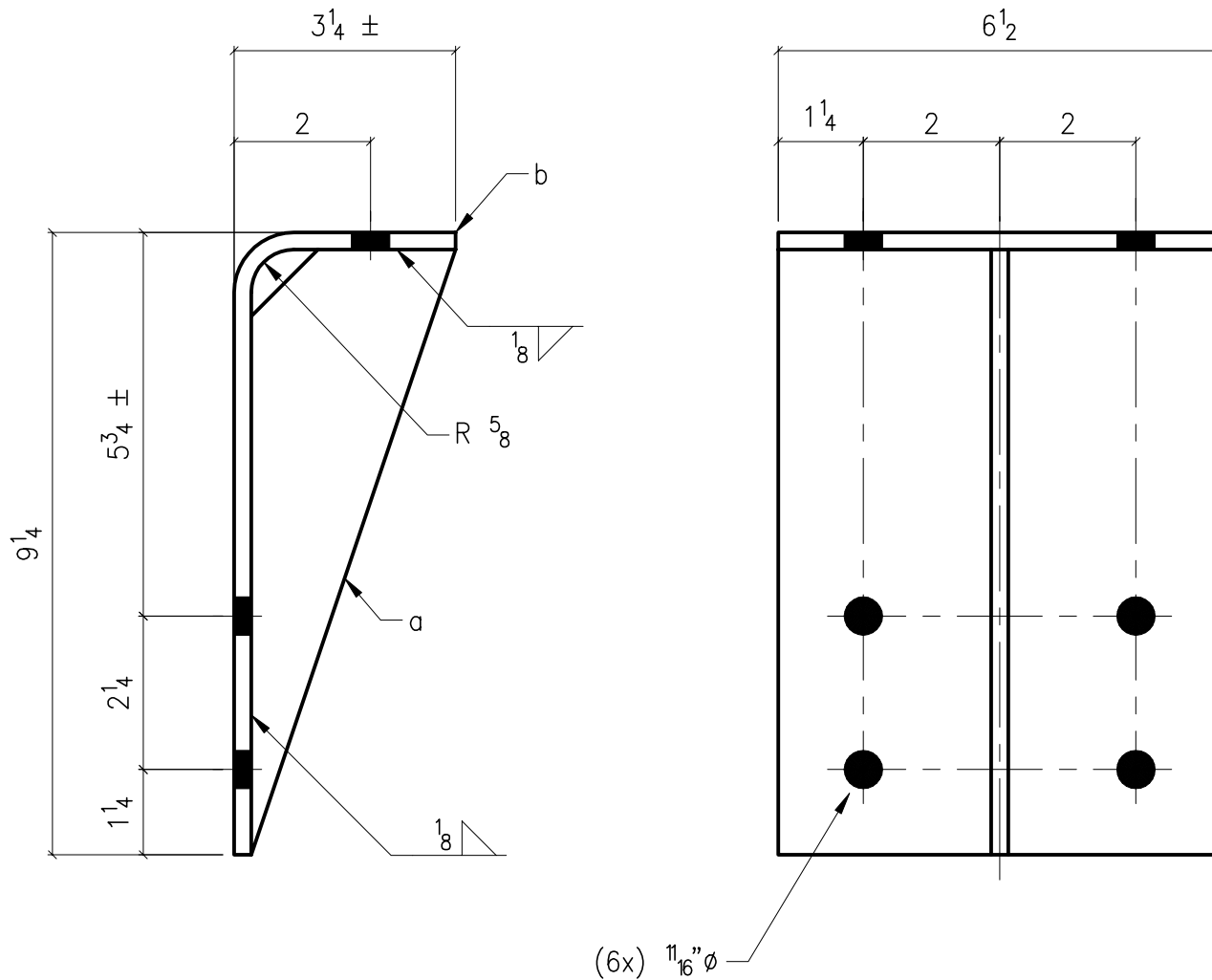
All rights reserved

AK308

Issue: 0

Date: 8.15.00

Page: 3-27



a ~ 3 x 1/4 x 0'-9

b ~ 6 1/2 x 1/4 x 0'-11 5/16

Uses:

Attach cee end rafter to offset column

www.wwbldgsys.com

© 2000 Whirlwind Steel Buildings, Inc.

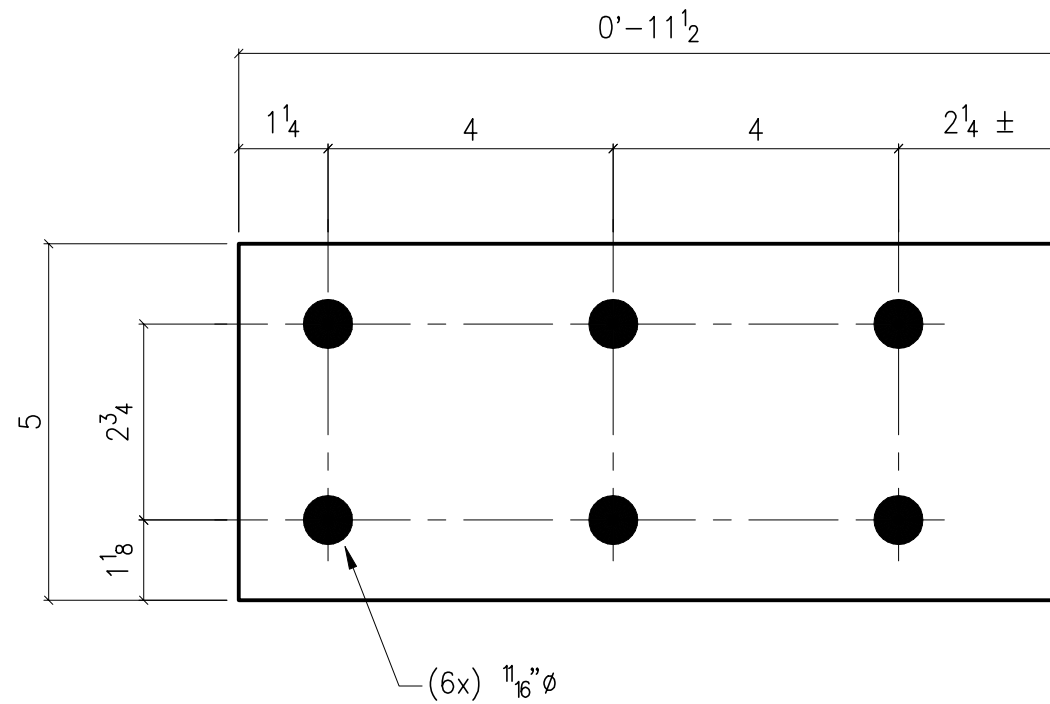
All rights reserved

AK309

Issue: 0

Date: 8.15.00

Page: 3-28



5 x $\frac{1}{2}$ x 0'-11 $\frac{1}{2}$

Uses:

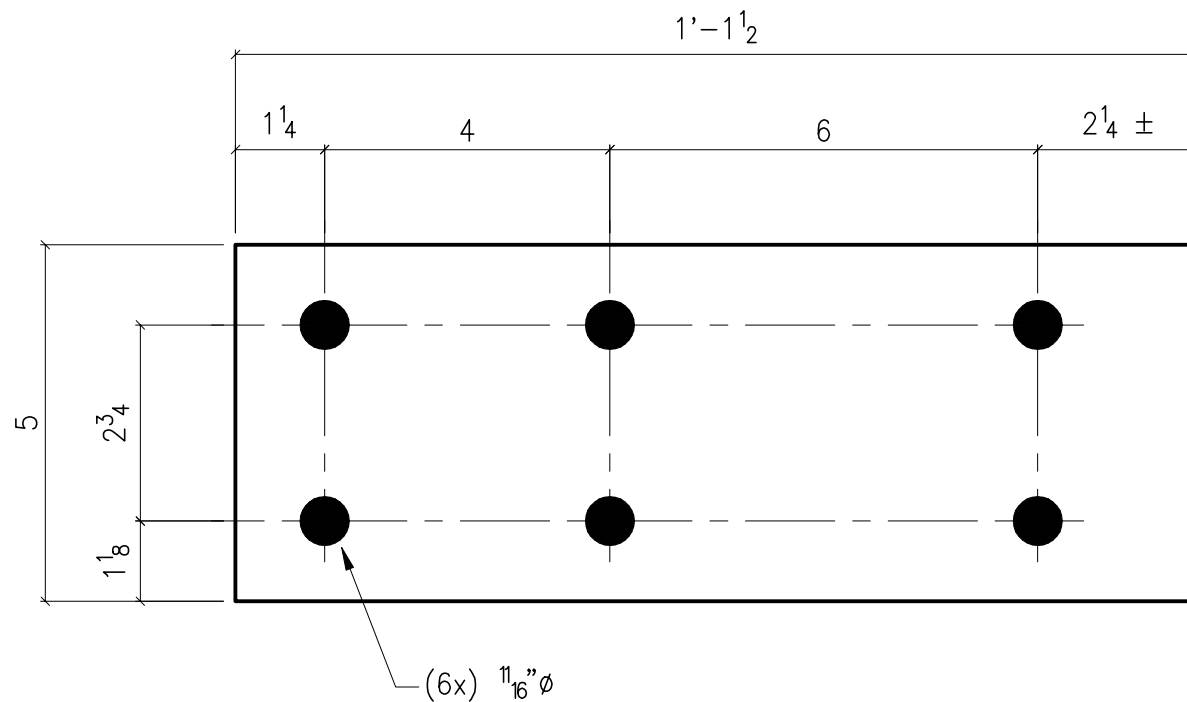
Splice plate for hot-rolled end rafter

www.wwbldgsys.com

© 2000 Whirlwind Steel Buildings, Inc.
All rights reserved

AB310

Issue: 0
Date: 8.15.00
Page: 3-29



5 x 1/2 x 1'-1 1/2

Uses:

Splice plate for hot-rolled end rafter

www.wwbldgsys.com

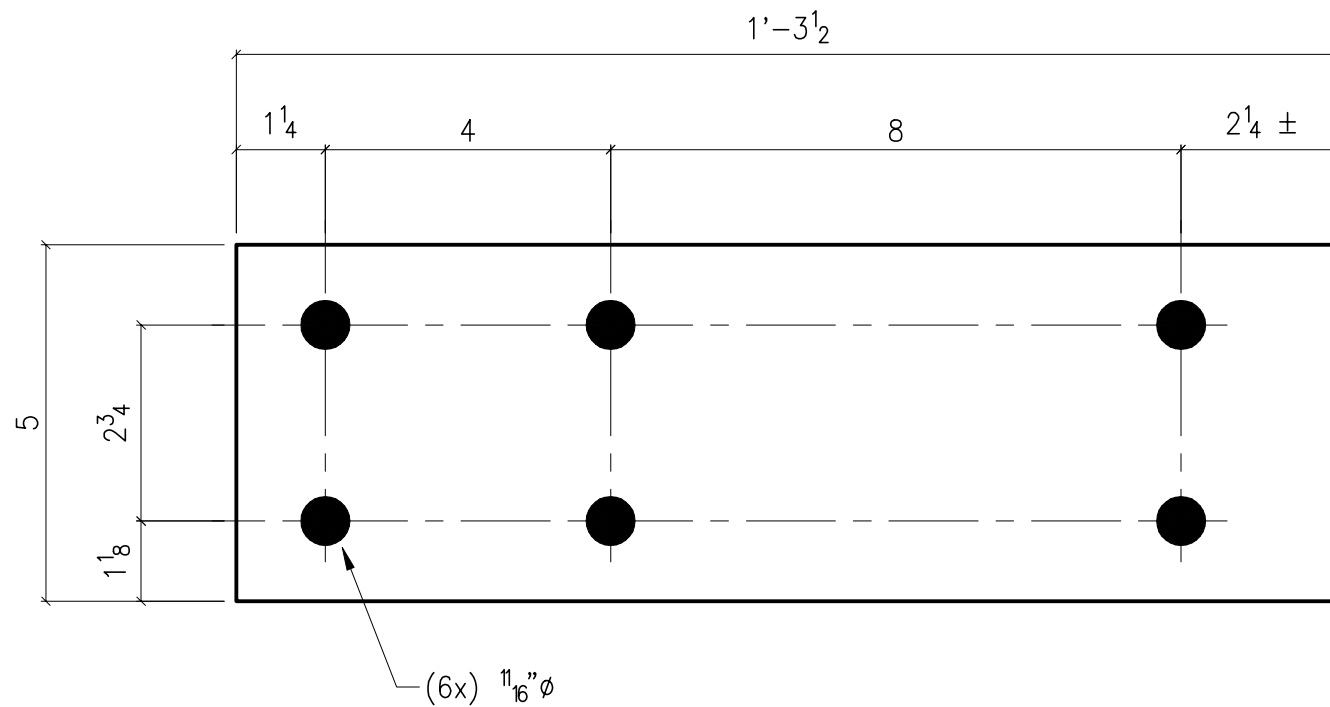
© 2000 Whirlwind Steel Buildings, Inc.
All rights reserved

AC310

Issue: 0

Date: 8.15.00

Page: 3-30



5 x 1/2 x 1'-3 1/2

Uses:

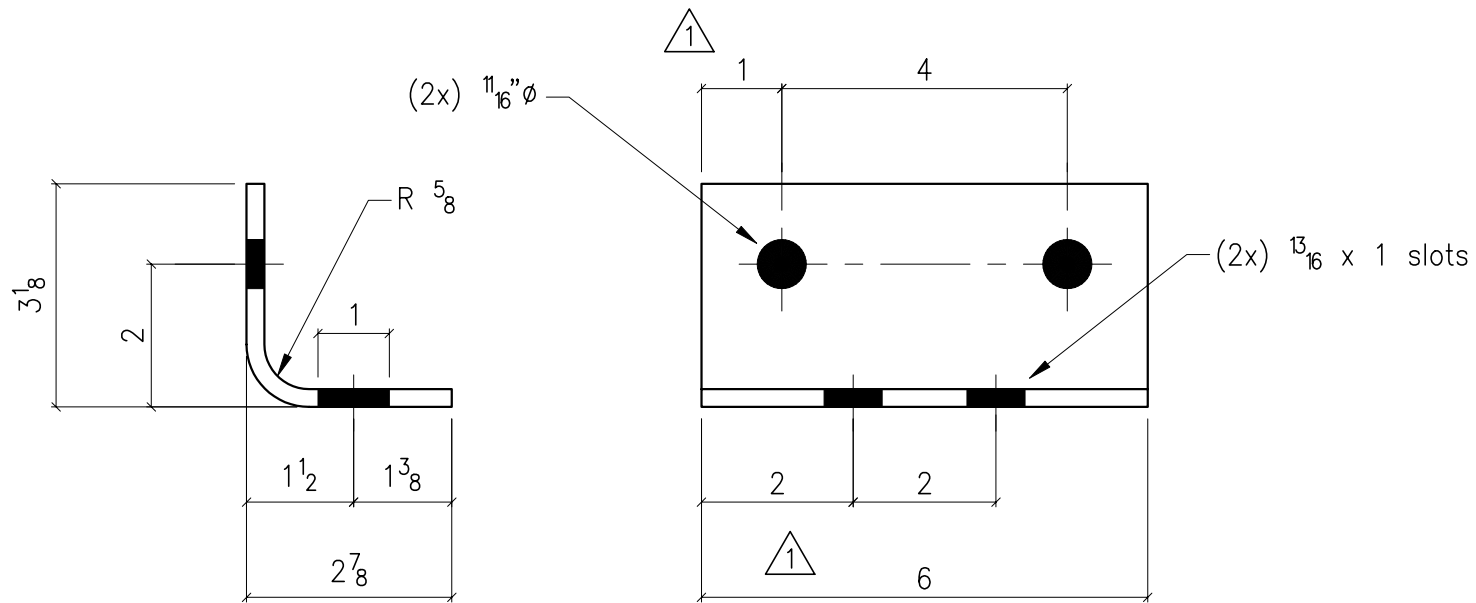
Splice plate for hot-rolled end rafter


www.wwbldgsys.com

© 2000 Whirlwind Steel Buildings, Inc.
All rights reserved

AD310

Issue: 0
Date: 8.15.00
Page: 3-31

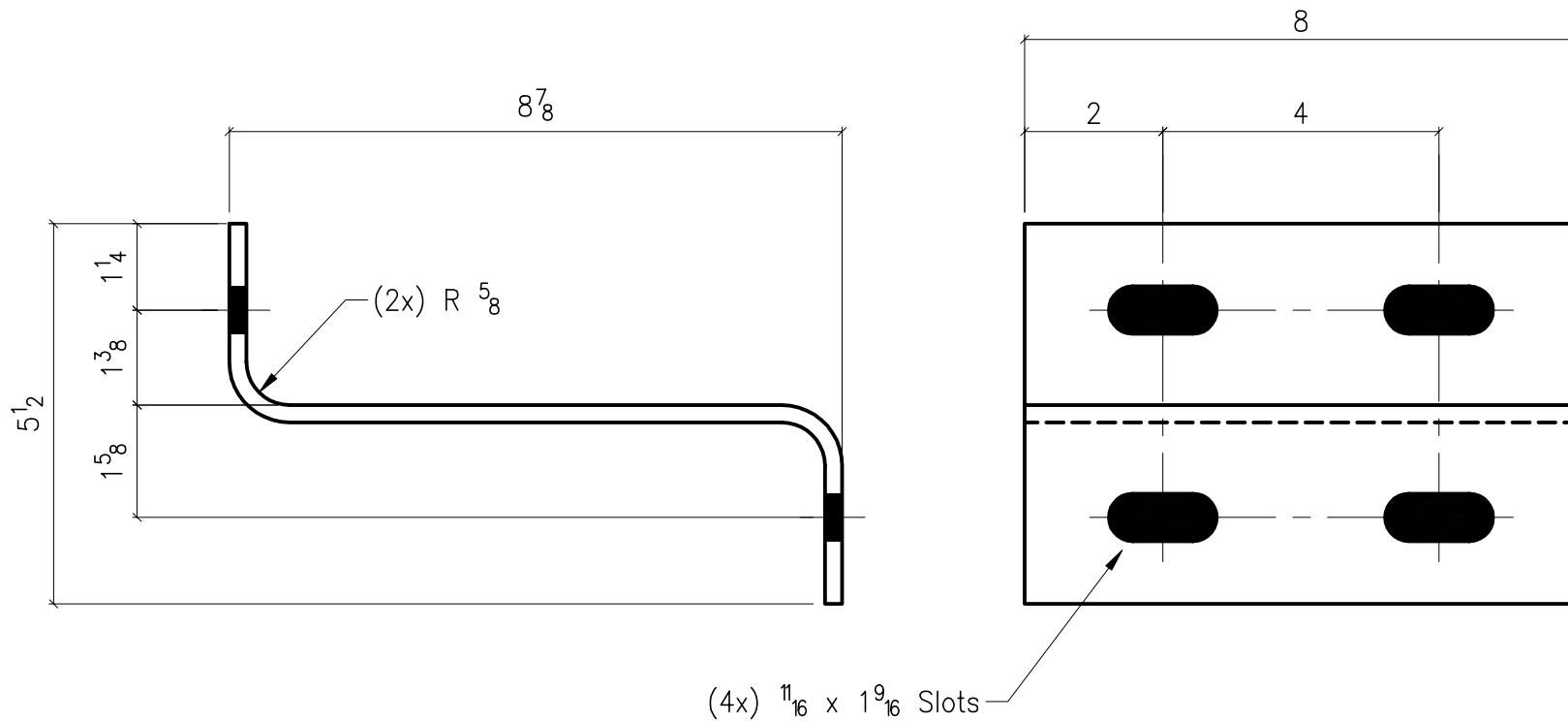



 $5\frac{7}{16} \times \frac{3}{8} \times 0'-6$
 Uses:
 Cee column base attachment

www.whirlwindsteel.com
 © 2002 Whirlwind Steel Buildings, Inc.
 All rights reserved

AK400

Issue: 1
 Date: 8.28.02
 Page: 4-1



8 x $\frac{1}{4}$ x 1'-1 $\frac{1}{2}$

Uses:

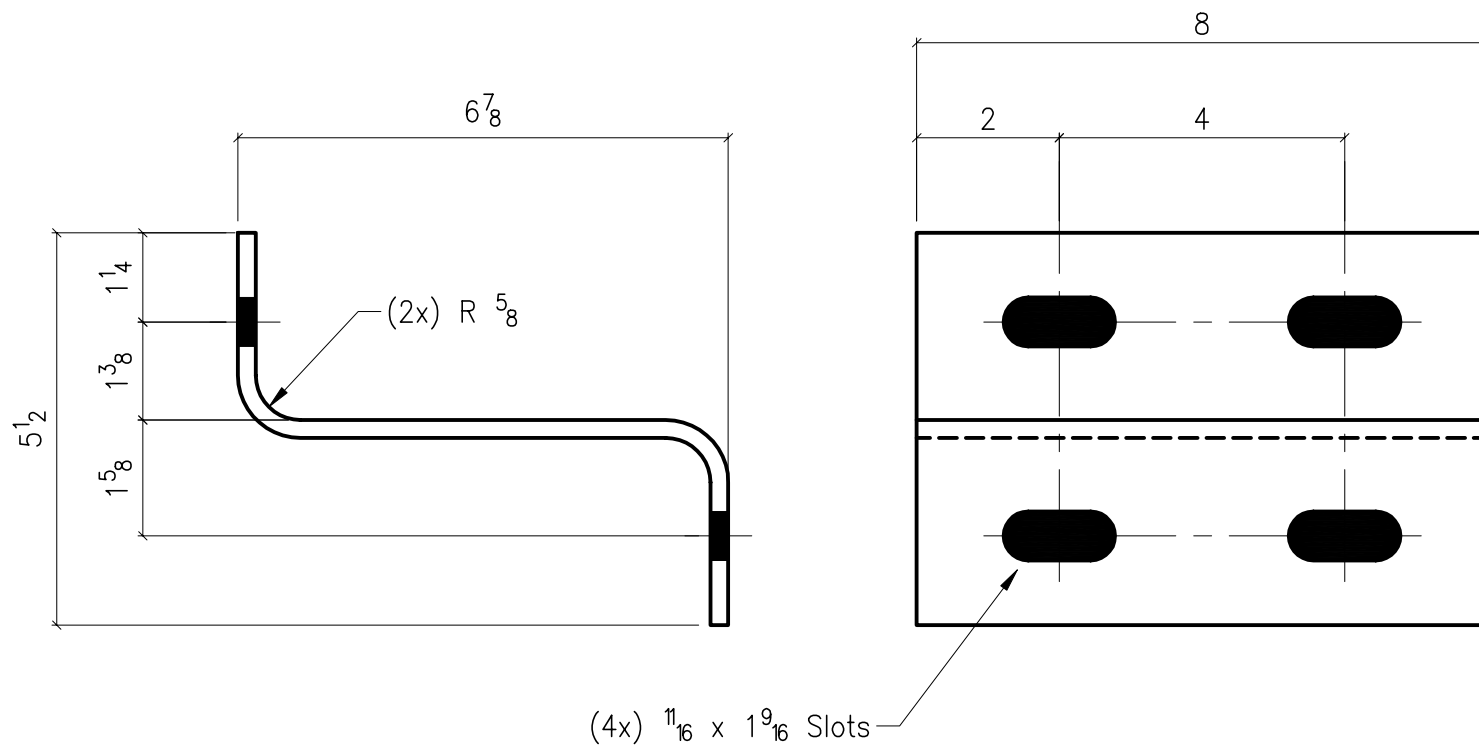
End column to main frame rafter
attachment

www.wwbldgsys.com

© 2000 Whirlwind Steel Buildings, Inc.
All rights reserved

AB401

Issue: 0
Date: 8.15.00
Page: 4-2



8 x 1/4 x 0'-11 1/2"

Uses:

End column to main frame rafter
attachment

www.wvbldgsys.com

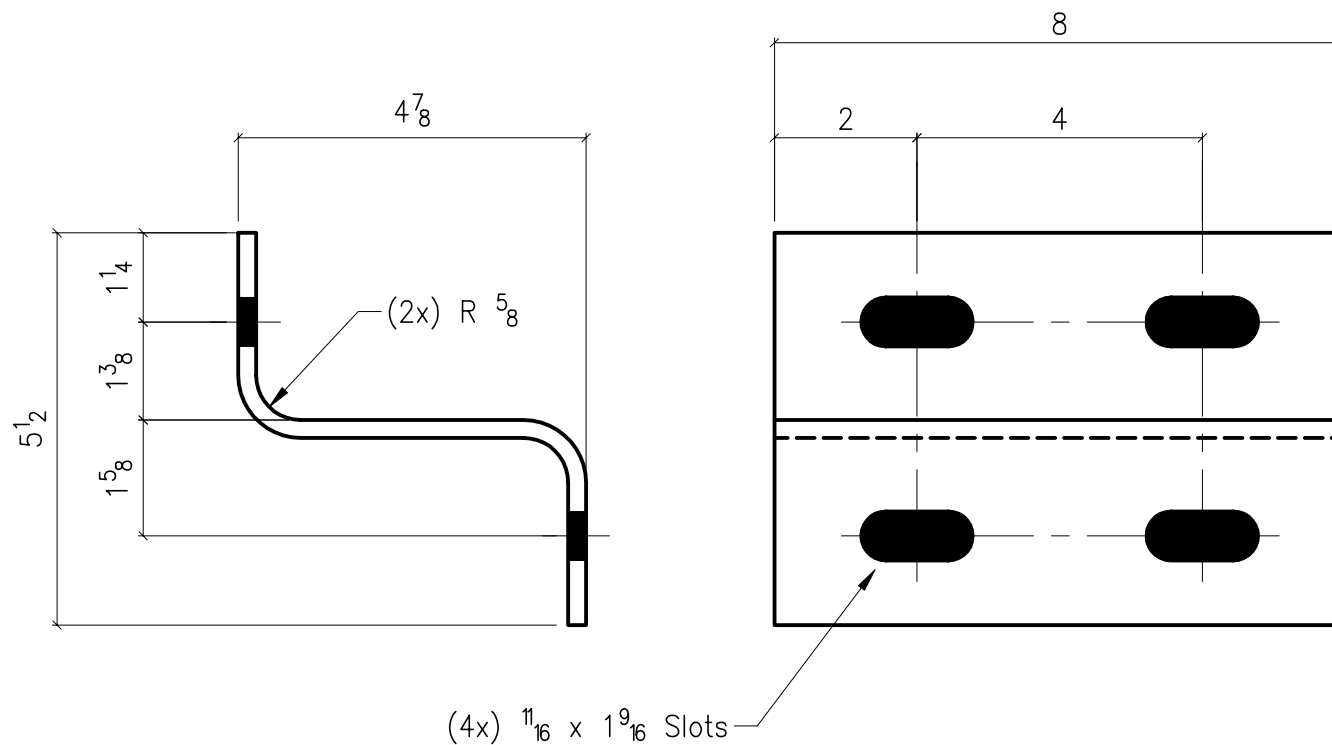
© 2000 Whirlwind Steel Buildings, Inc.
All rights reserved

AC401

Issue: 0

Date: 8.15.00

Page: 4-3



8 x 1/4 x 0'-9 1/2

Uses:

End column to main frame rafter
attachment

www.wwbldgsys.com

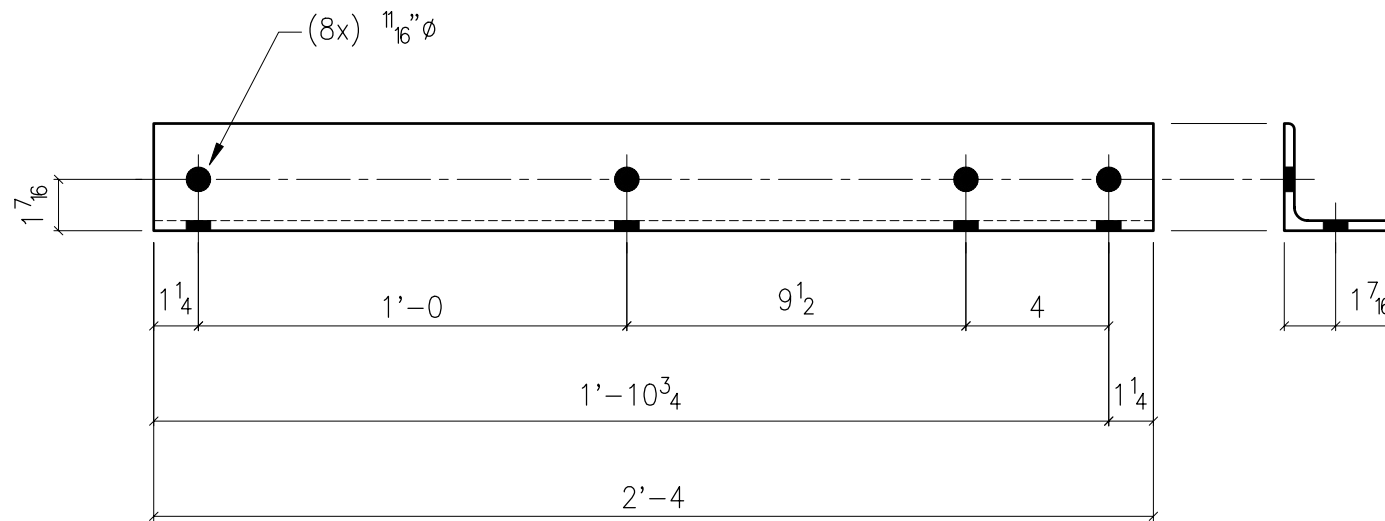
© 2000 Whirlwind Steel Buildings, Inc.
All rights reserved

AD401

Issue: 0

Date: 8.15.00

Page: 4-4



$\angle 3 \times 3 \times \frac{1}{4} \times 2'-4$

Uses:

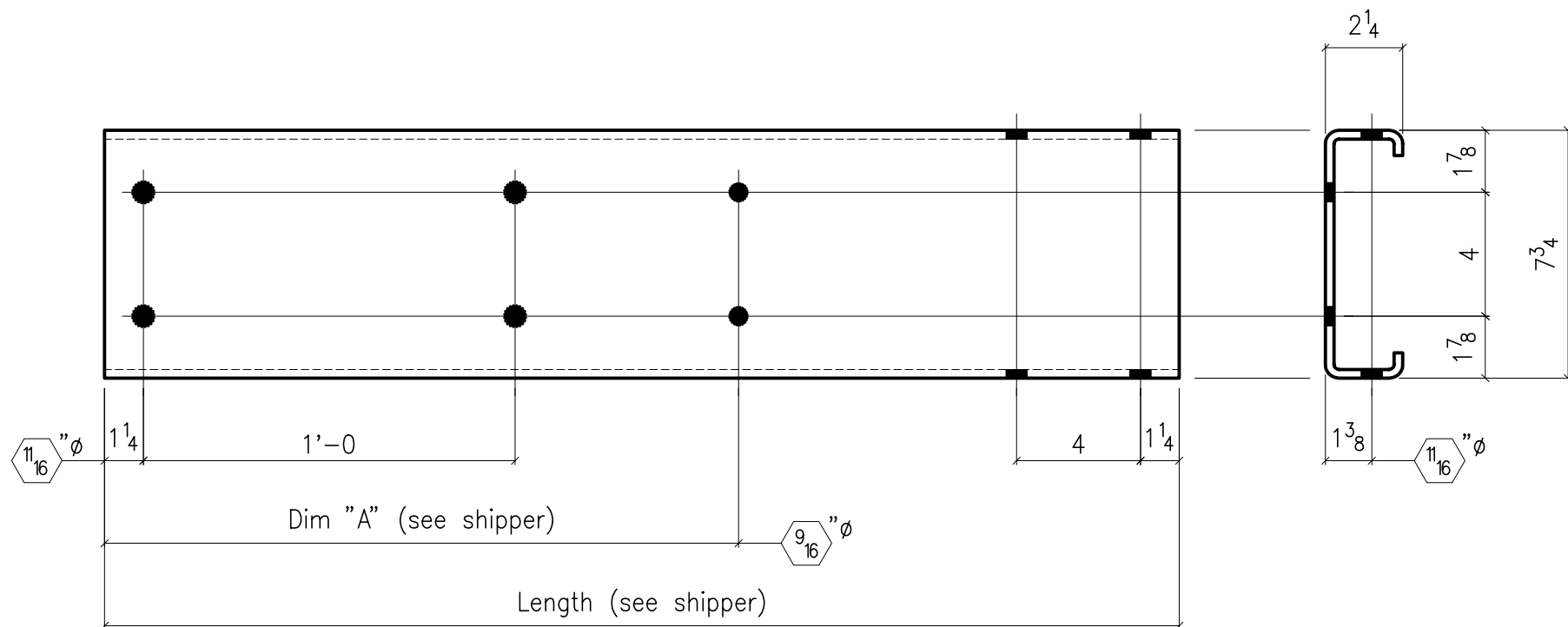
End column to end rafter attachment

www.whirlwindsteel.com

© 2002 Whirlwind Steel Buildings, Inc.
All rights reserved

AK402

Issue: 1
Date: 7.24.02
Page: 4-5

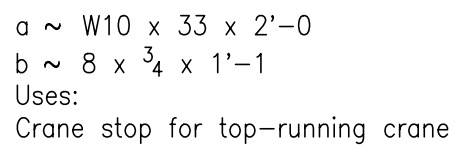


13.875 x .094 (12ga) x See Shipper
 Uses:
 End rafter to end column attachment

www.wwbldgsys.com
 © 2000 Whirlwind Steel Buildings, Inc.
 All rights reserved

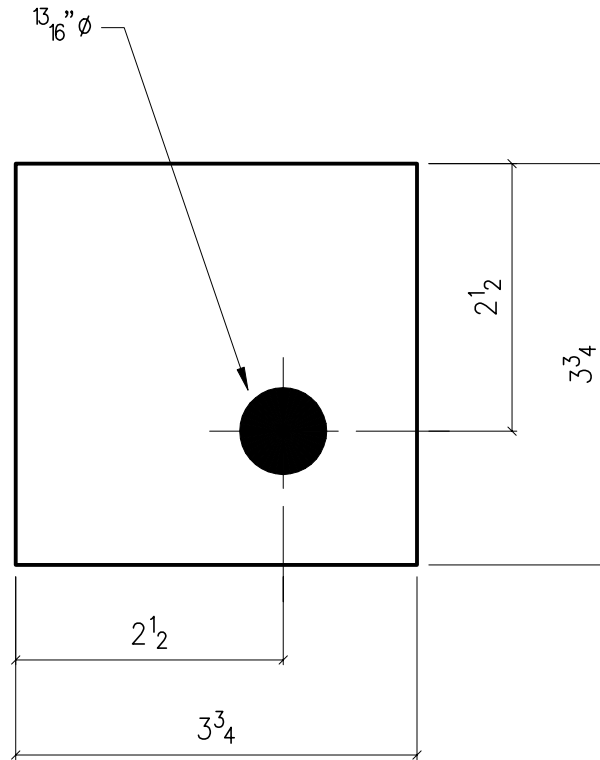
AK403

Issue: 0
 Date: 8.15.00
 Page: 4-6



AK500

Issue: 2
Date: 8.28.02
Page: 5-1



$3\frac{3}{4} \times \frac{3}{8} \times 0'-3\frac{3}{4}$

Uses:

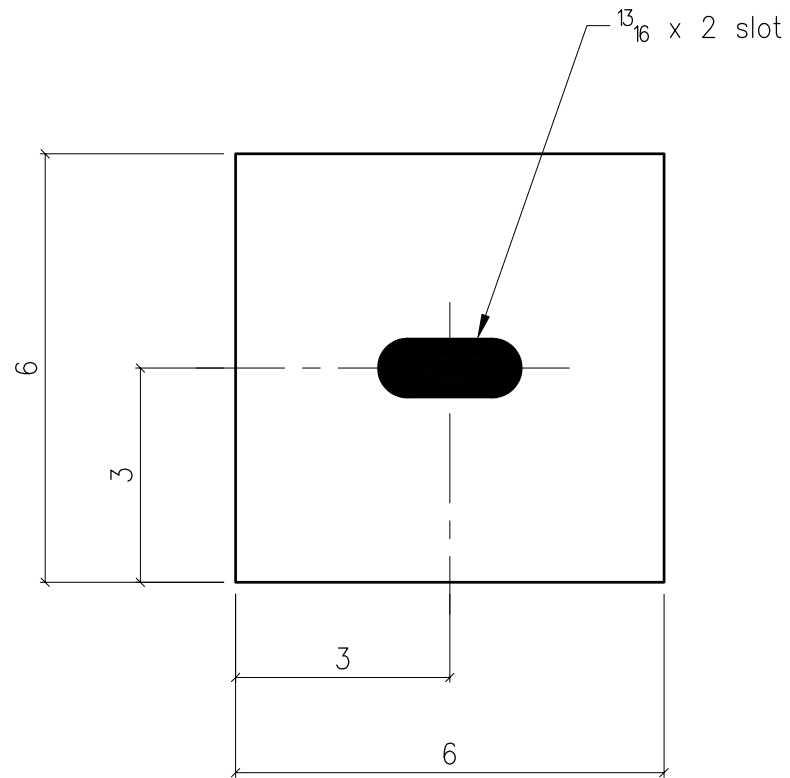
Brace attachment for top-running crane beam

www.wwbldgsys.com

© 2000 Whirlwind Steel Buildings, Inc.
All rights reserved

AK502

Issue: 0
Date: 8.15.00
Page: 5-2



6 x $\frac{1}{4}$ x 0'-6

Uses:

X-bracing reinforcement plate

for $\frac{1}{4}$ " and $\frac{3}{8}$ " cable and $\frac{1}{2}$ ", $\frac{5}{8}$ ", and $\frac{3}{4}$ " rod

www.whirlwindsteel.com

© 2002 Whirlwind Steel Buildings, Inc.

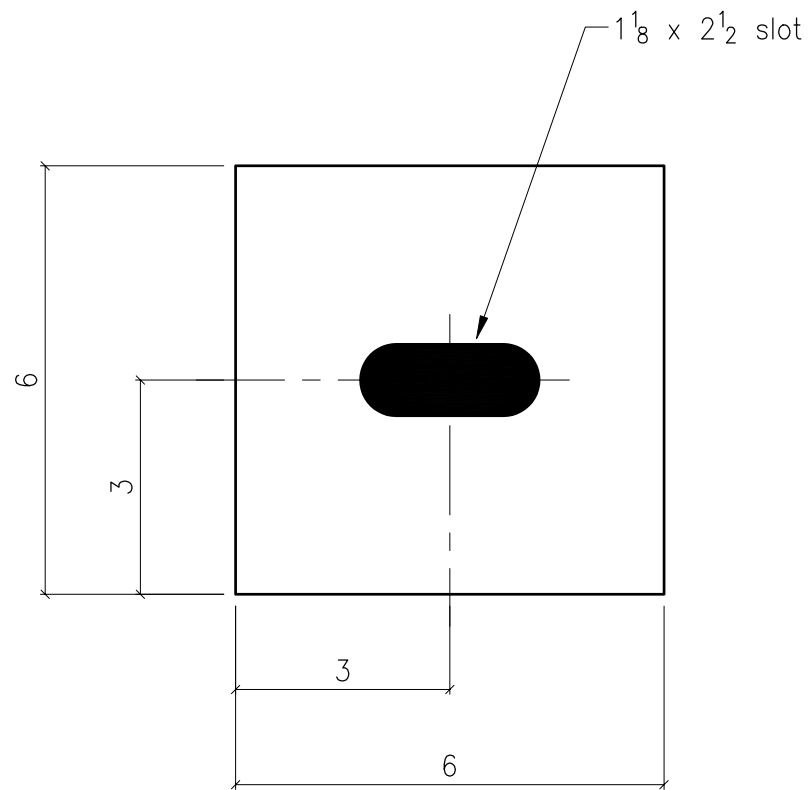
All rights reserved

AK504

Issue: 1

Date: 7.24.02

Page: 5-3



6 x ¹/₄ x 0'-6

Uses:

X-bracing reinforcement plate

for ¹/₂" cable and 1" rod

www.whirlwindsteel.com

© 2002 Whirlwind Steel Buildings, Inc.

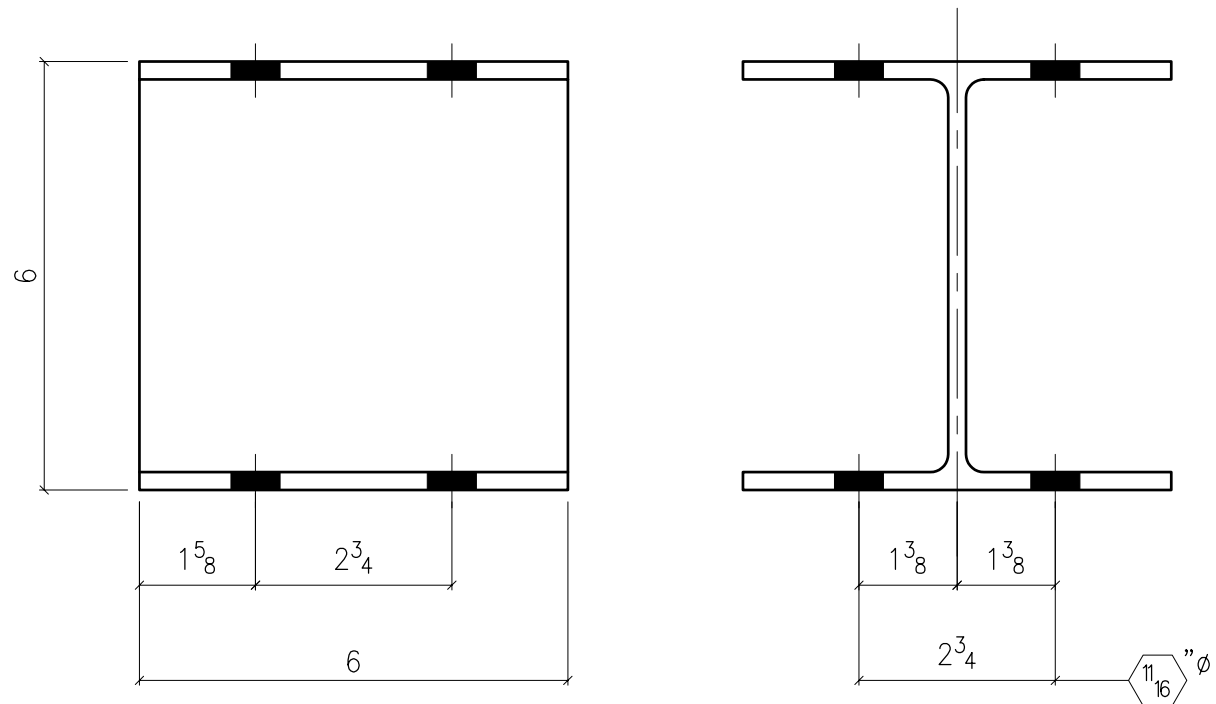
All rights reserved

AK507

Issue: 1

Date: 7.24.02

Page: 5-4



W6 x 15 x 0'-6

Uses:

Wind bent (portal frame) attachment

www.whirlwindsteel.com

© 2002 Whirlwind Steel Buildings, Inc.

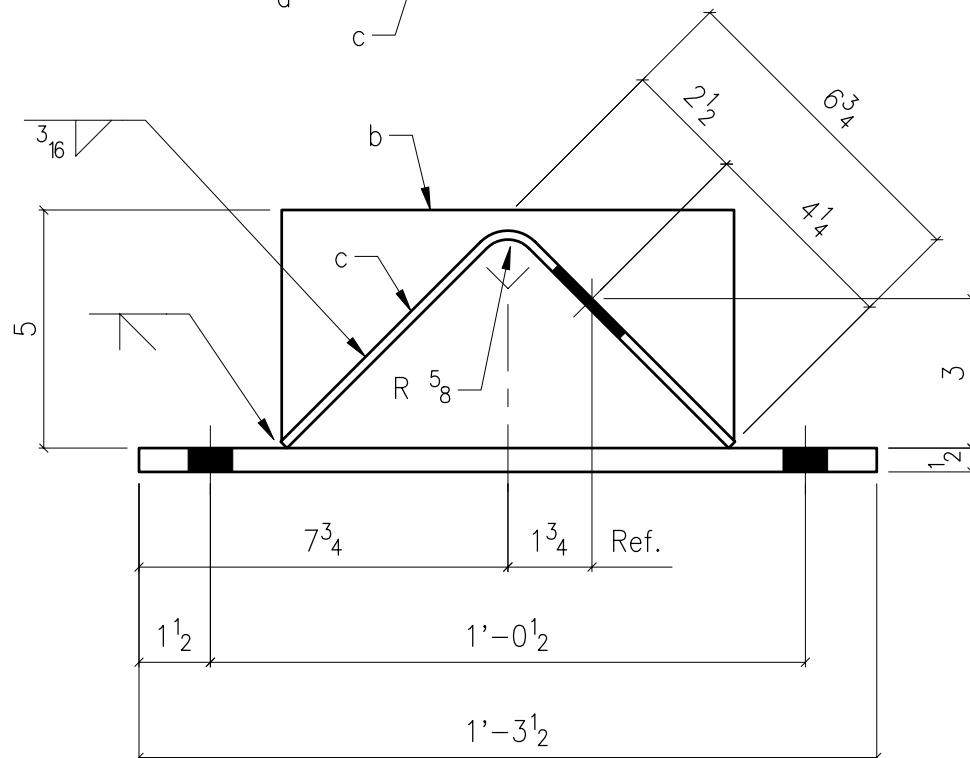
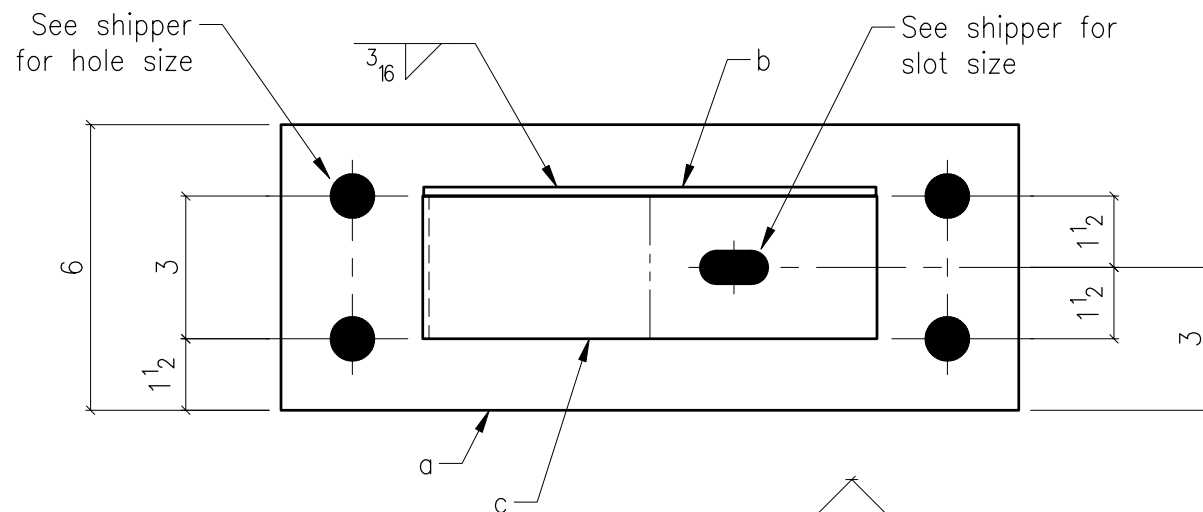
All rights reserved

AK508

Issue: 1

Date: 7.24.02

Page: 5-5



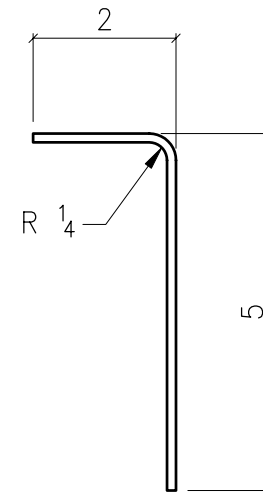

a ~ 6 x 1/2 x 1'-3 1/2

b ~ 5 x 3/16 x 0'-9 1/2

c ~ 3 x 3/16 x 1'-1

Uses:

Attach x-bracing to concrete

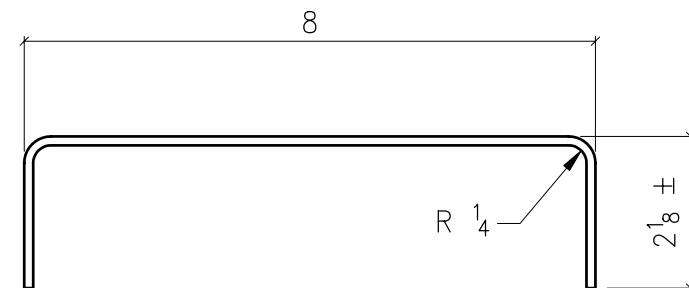
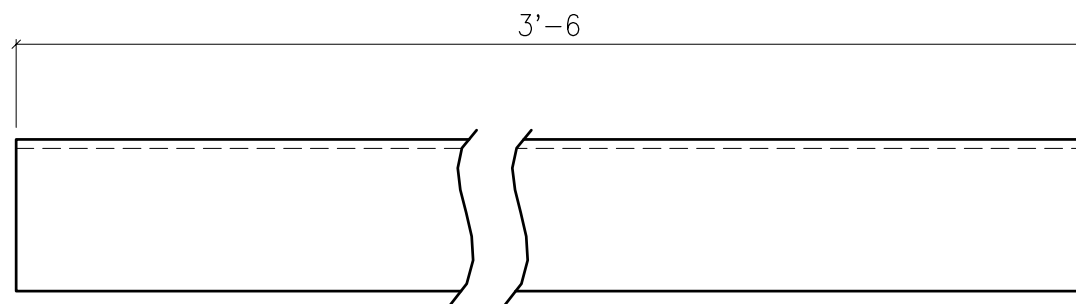


$6\frac{3}{4} \times 12\text{ga} \times 0'-6\frac{3}{4}$
 Uses:
 Extension angle for walk door

www.whirlwindsteel.com
 © 2002 Whirlwind Steel Buildings, Inc.
 All rights reserved

AK510

Issue: 1
 Date: 7.24.02
 Page: 5-7



11 $\frac{7}{8}$ x 16ga x 3'-6

Uses:

Extension channel for walk door

www.whirlwindsteel.com

© 2002 Whirlwind Steel Buildings, Inc.

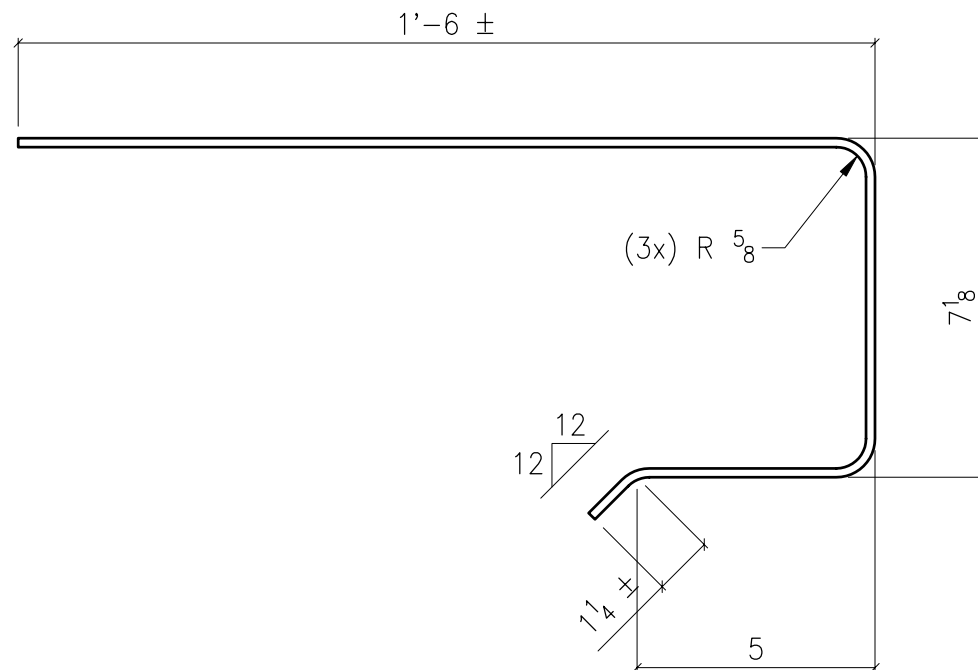
All rights reserved

AK511

Issue: 1

Date: 7.24.02

Page: 5-8



Slide door stop

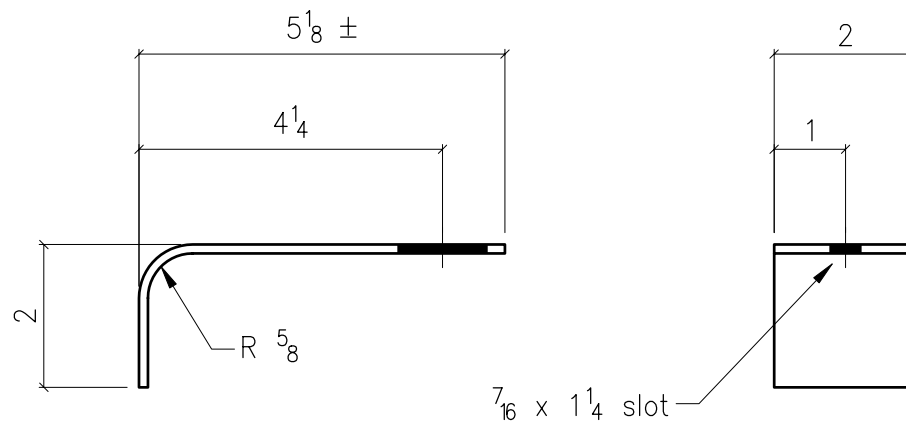
Uses:

$2 \times \frac{3}{16} \times 2'-6 \frac{3}{8}$

www.whirlwindsteel.com
 © 2002 Whirlwind Steel Buildings, Inc.
 All rights reserved

AK512

Issue: 1
 Date: 7.24.02
 Page: 5-9



Slide door hood support

Uses:

2 x 10ga x 0'-6 $\frac{11}{16}$

www.whirlwindsteel.com

© 2002 Whirlwind Steel Buildings, Inc.

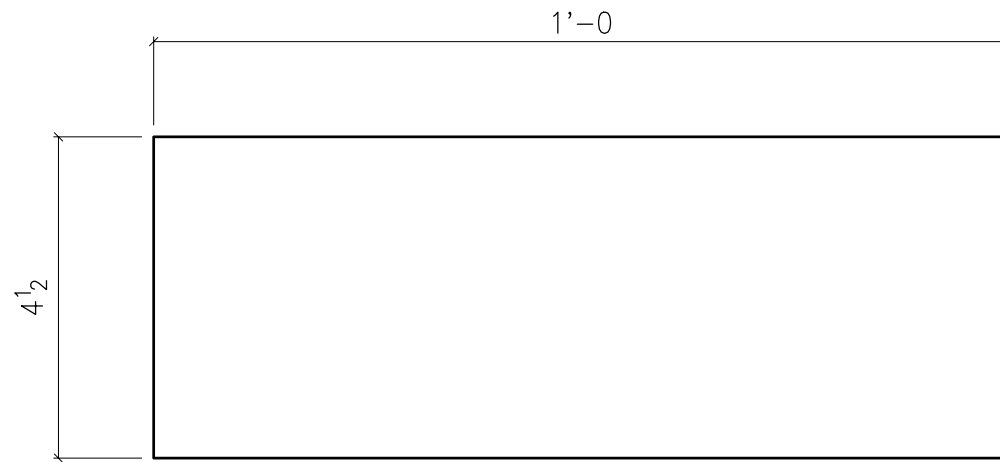
All rights reserved

AK513

Issue: 1

Date: 7.24.02

Page: 5-10



4 1/2 x 10ga x 1'-0

Uses:

Slide door handle plate

www.whirlwindsteel.com

© 2002 Whirlwind Steel Buildings, Inc.

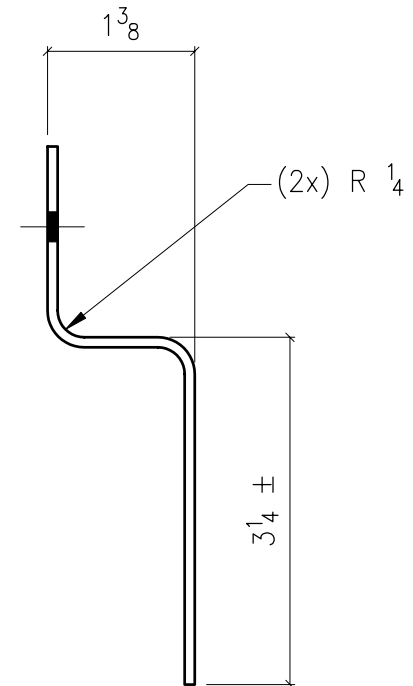
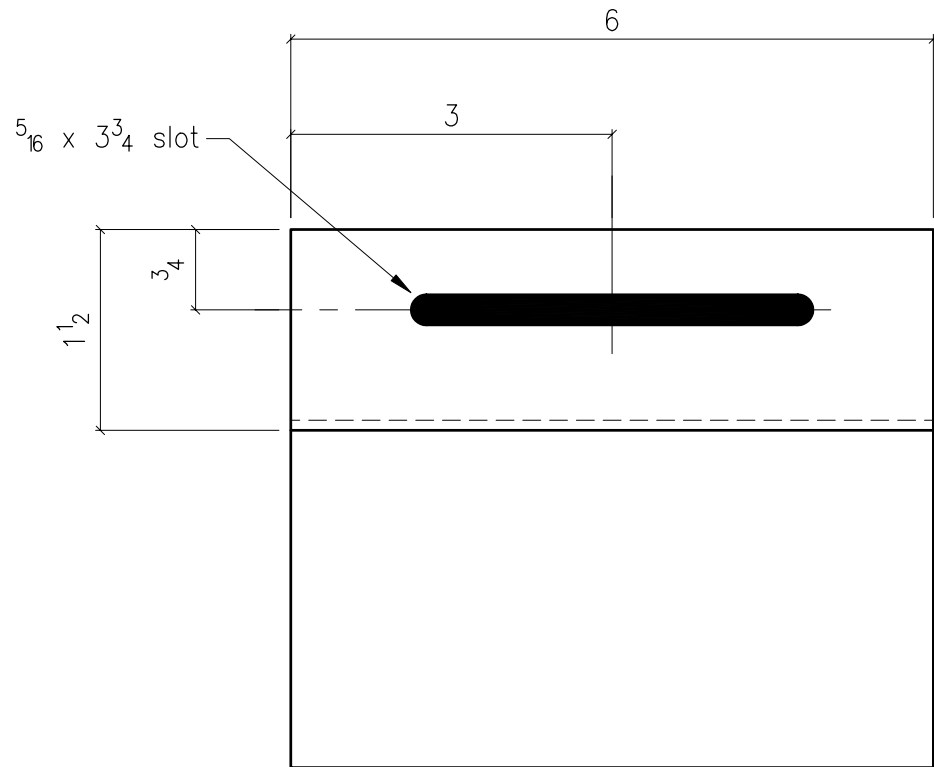
All rights reserved

AK514

Issue: 1

Date: 7.24.02

Page: 5-11



6 x 12ga x 0'-9

Uses:

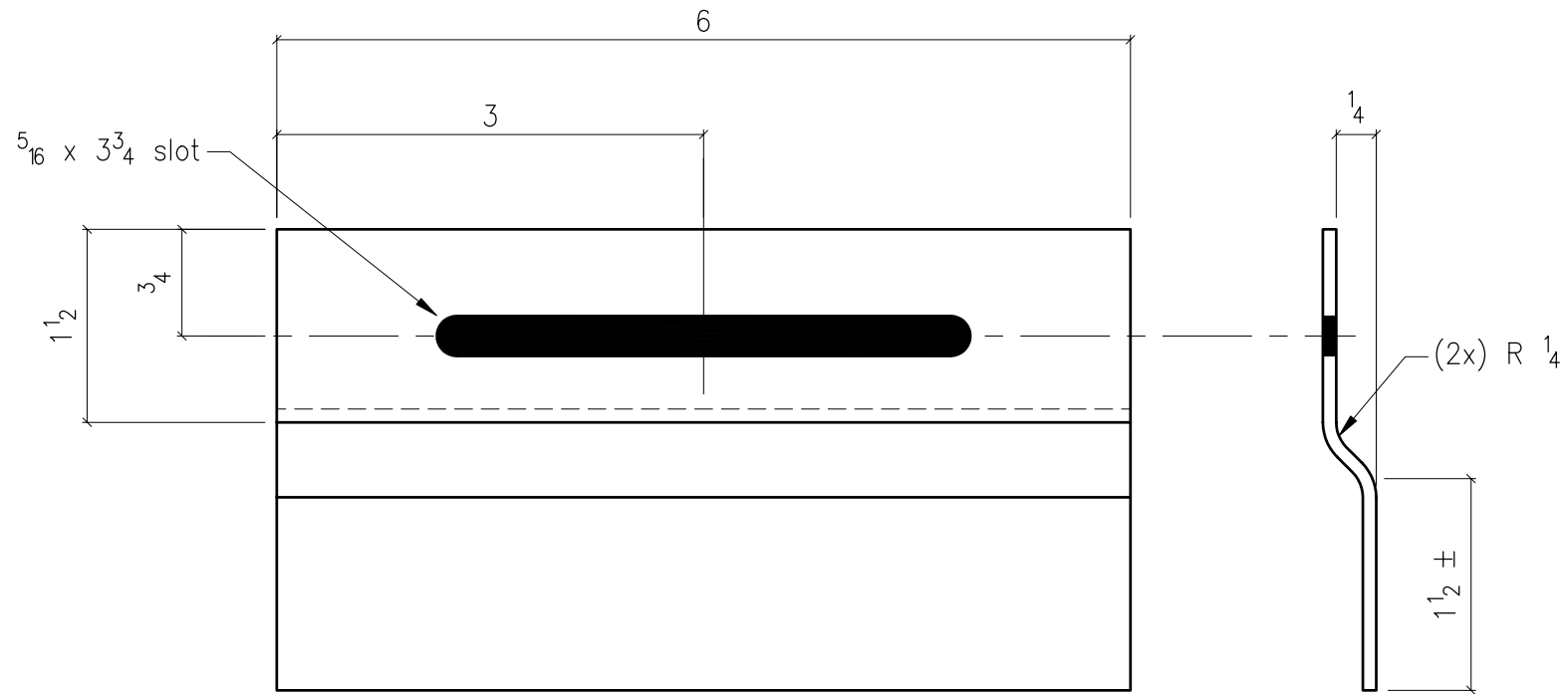
High floating end plate for Super
Seam-24R or Weather Lok-16 roof

www.whirlwindsteel.com

© 2002 Whirlwind Steel Buildings, Inc.
All rights reserved

AK515

Issue: 1
Date: 7.24.02
Page: 5-12



$3\frac{1}{2} \times 12\text{ga} \times 0'-6$

Uses:

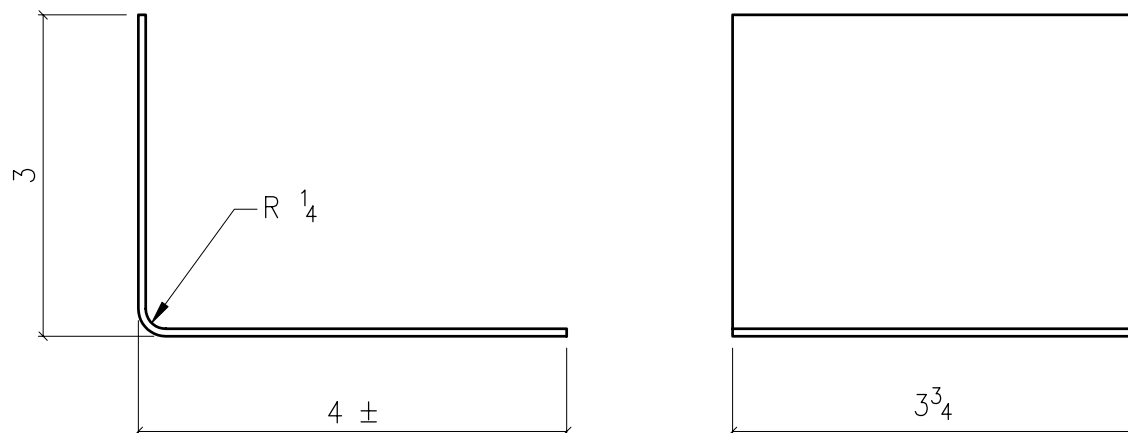
Low floating end plate for Super
Seam-24R or Weather Lok-16 roof

www.whirlwindsteel.com

© 2002 Whirlwind Steel Buildings, Inc.
All rights reserved

AK516

Issue: 1
Date: 7.24.02
Page: 5-13



$3\frac{3}{4} \times 14\text{ga} \times 0'-6\frac{9}{16}$

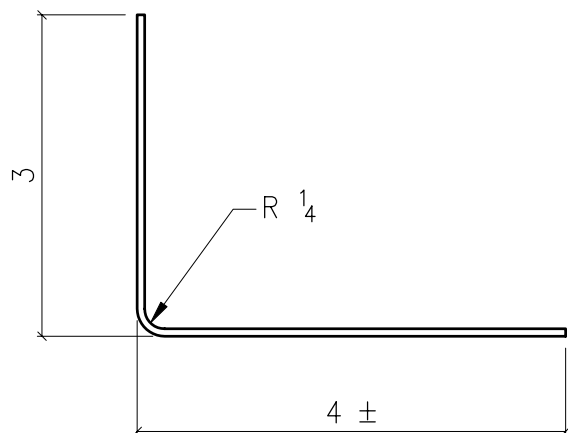
Uses:

Component Sales

www.whirlwindsteel.com
 © 2002 Whirlwind Steel Buildings, Inc.
 All rights reserved

AK517

Issue: 1
 Date: 7.24.02
 Page: 5-14



5³/₄ x 14ga x 0'-6⁹/₁₆

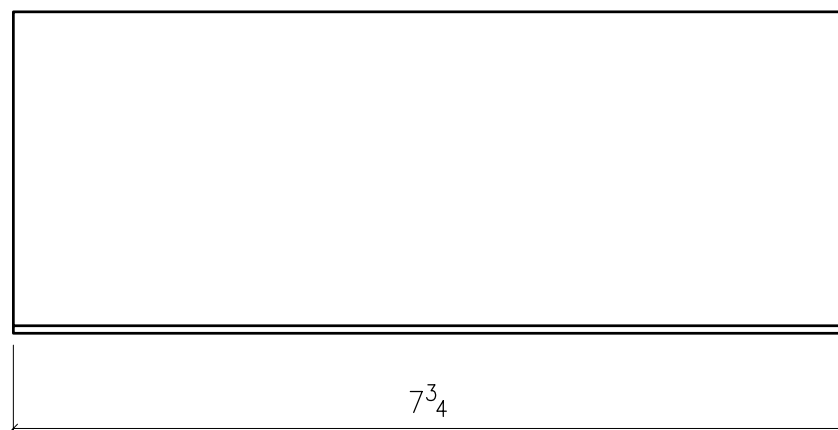
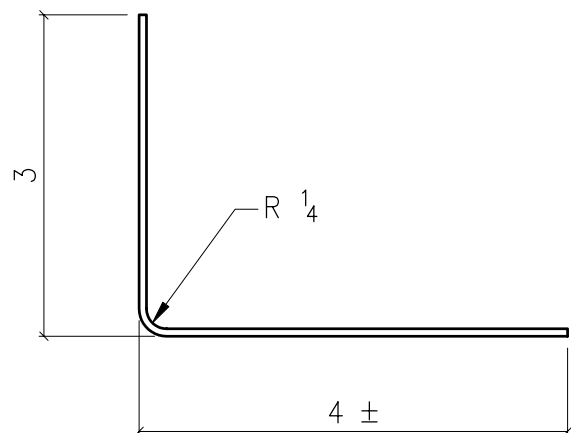
Uses:

Component Sales

www.whirlwindsteel.com
 © 2002 Whirlwind Steel Buildings, Inc.
 All rights reserved

AK518

Issue: 1
 Date: 7.24.02
 Page: 5-15



$6\frac{9}{16} \times 14\text{ga} \times 0'-7\frac{3}{4}$

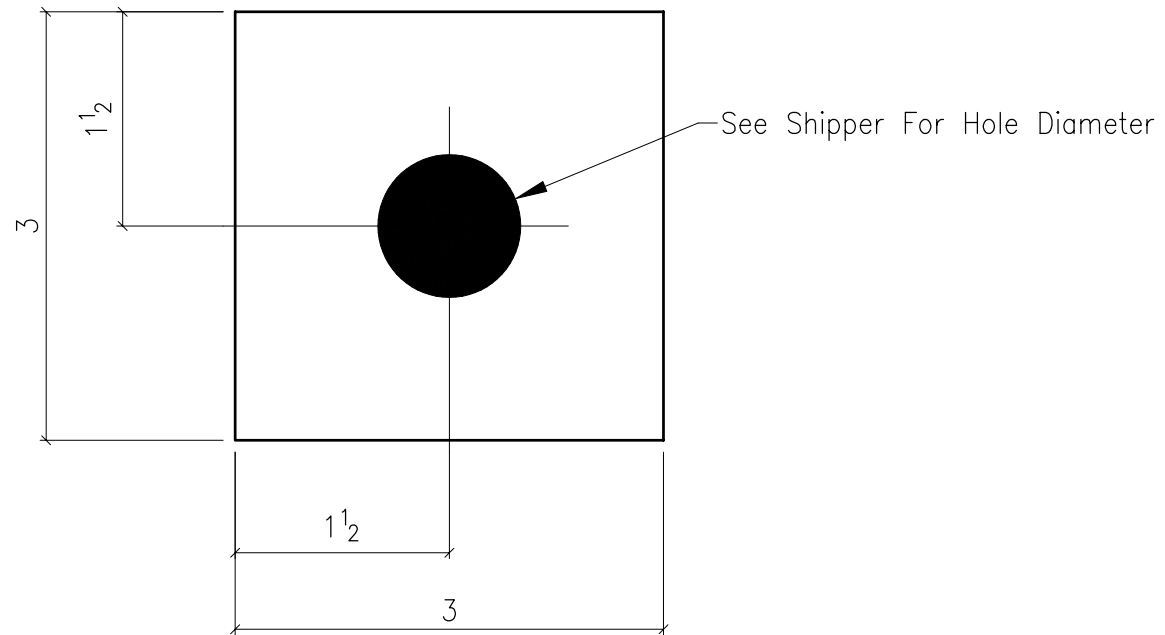
Uses:

Component Sales

www.whirlwindsteel.com
 © 2002 Whirlwind Steel Buildings, Inc.
 All rights reserved

AK519

Issue: 1
 Date: 7.24.02
 Page: 5-16

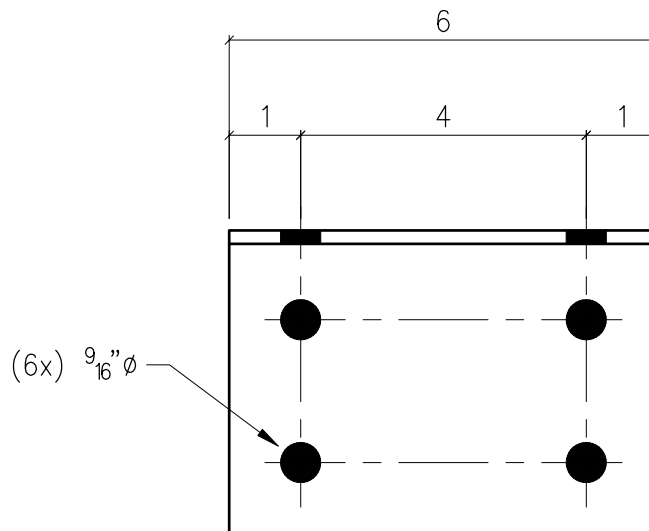
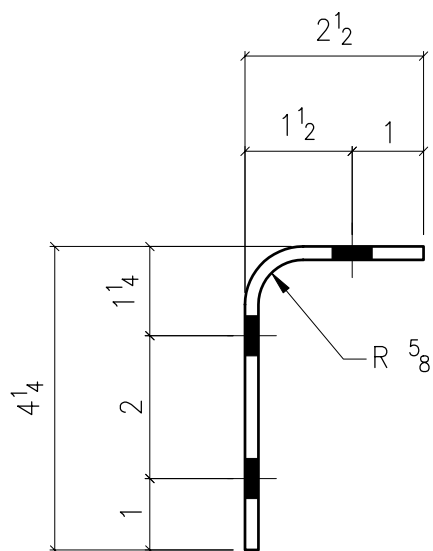


Weld Washers
 Sheared & Punched
 Material = ($\text{P } 3 \times \frac{3}{8}$) $\times 0'-3$
 Field Locate and Weld

www.whirlwindsteel.com
 © 2002 Whirlwind Steel Buildings, Inc.
 All rights reserved

AK520

Issue: 1
 Date: 7.24.02
 Page: 5-17



6 x 1/4 x 0'-6 1/4

Uses:

Attach 4" simple span cees to frame

www.whirlwindsteel.com

© 2002 Whirlwind Steel Buildings, Inc.

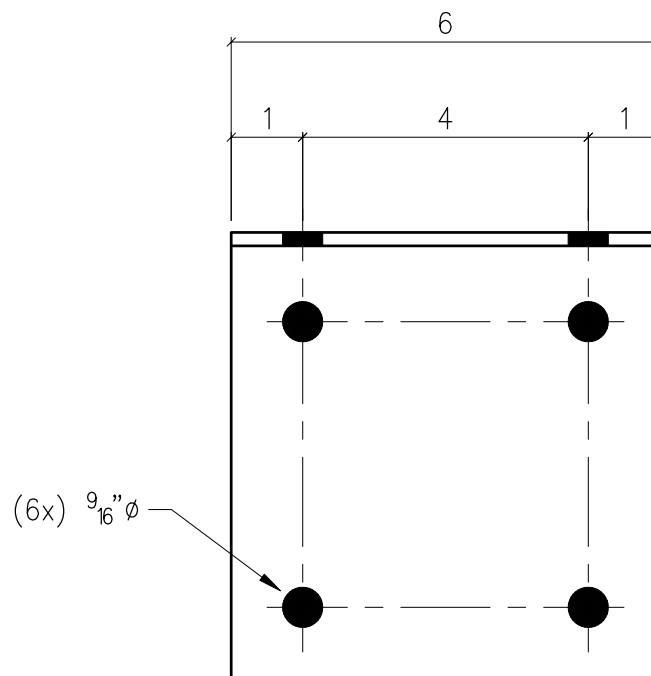
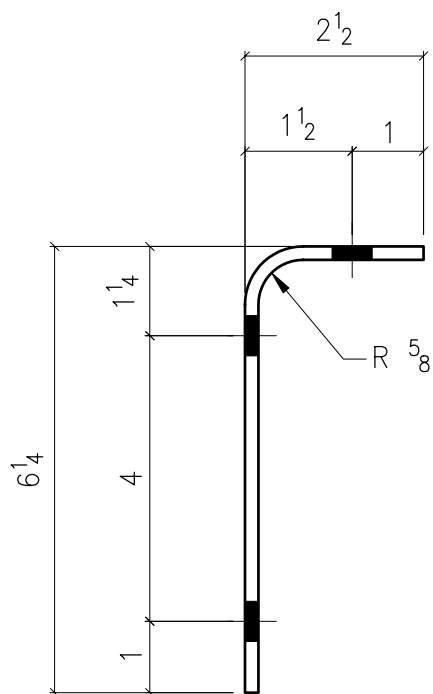
All rights reserved

C233

Issue: 1

Date: 7.24.02

Page: 5-18



6 x 1/4 x 0'-8 1/4

Uses:

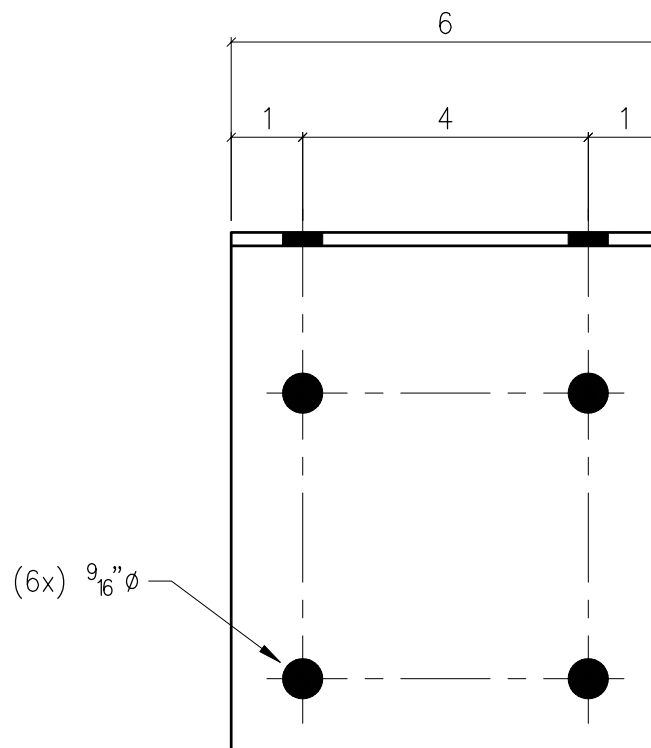
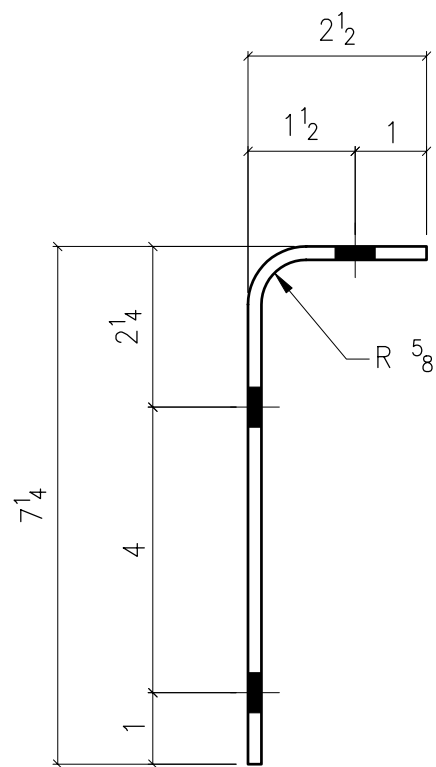
Attach 6" simple span cees to frame

www.whirlwindsteel.com

© 2002 Whirlwind Steel Buildings, Inc.
All rights reserved

C234

Issue: 1
Date: 7.24.02
Page: 5-19



6 x 1/4 x 0'-9 1/4

Uses:

Attach 8" simple span cees to frame

www.whirlwindsteel.com

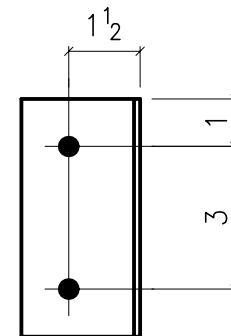
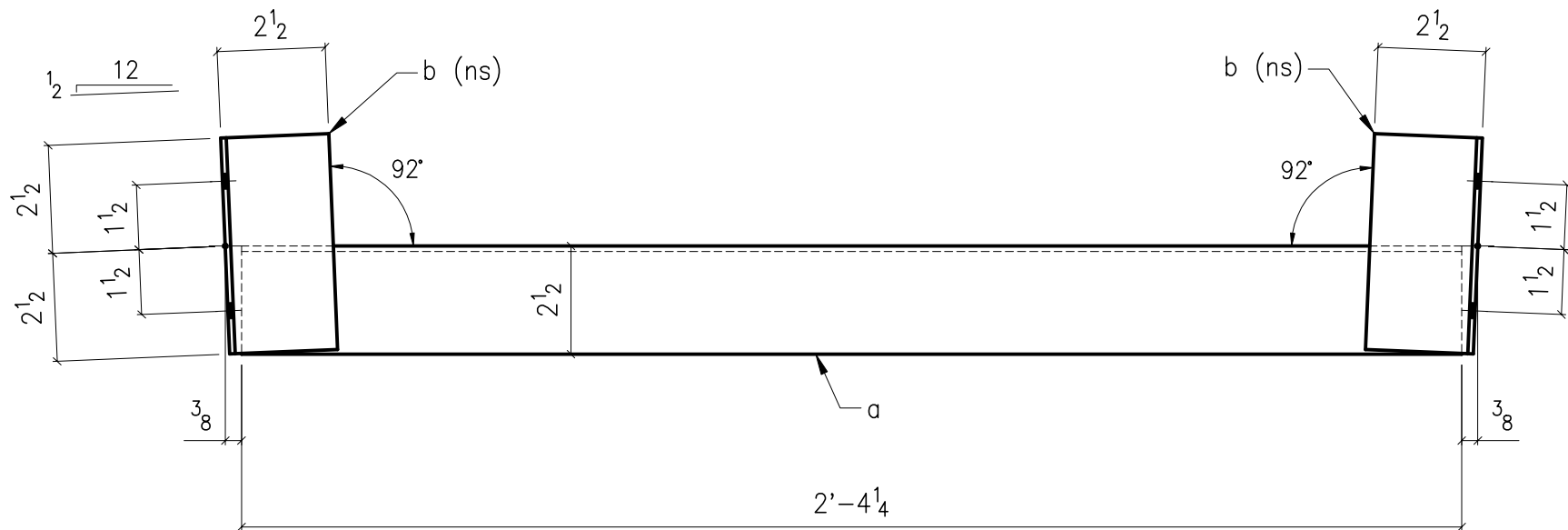
© 2002 Whirlwind Steel Buildings, Inc.
All rights reserved

C235

Issue: 1

Date: 7.24.02

Page: 5-20



Punch Layout for "b"

a ~ 4⁵/₈ x 8ga x 2'-4¹/₄

b ~ 4⁵/₈ x 8ga x 0'-5

Holes 5¹⁶/₁₆"Ø

Uses:

With sag straps or knock-in bracing

www.wwbldgsys.com

© 2000 Whirlwind Steel Buildings, Inc.

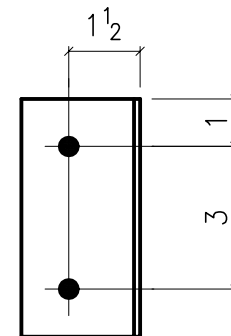
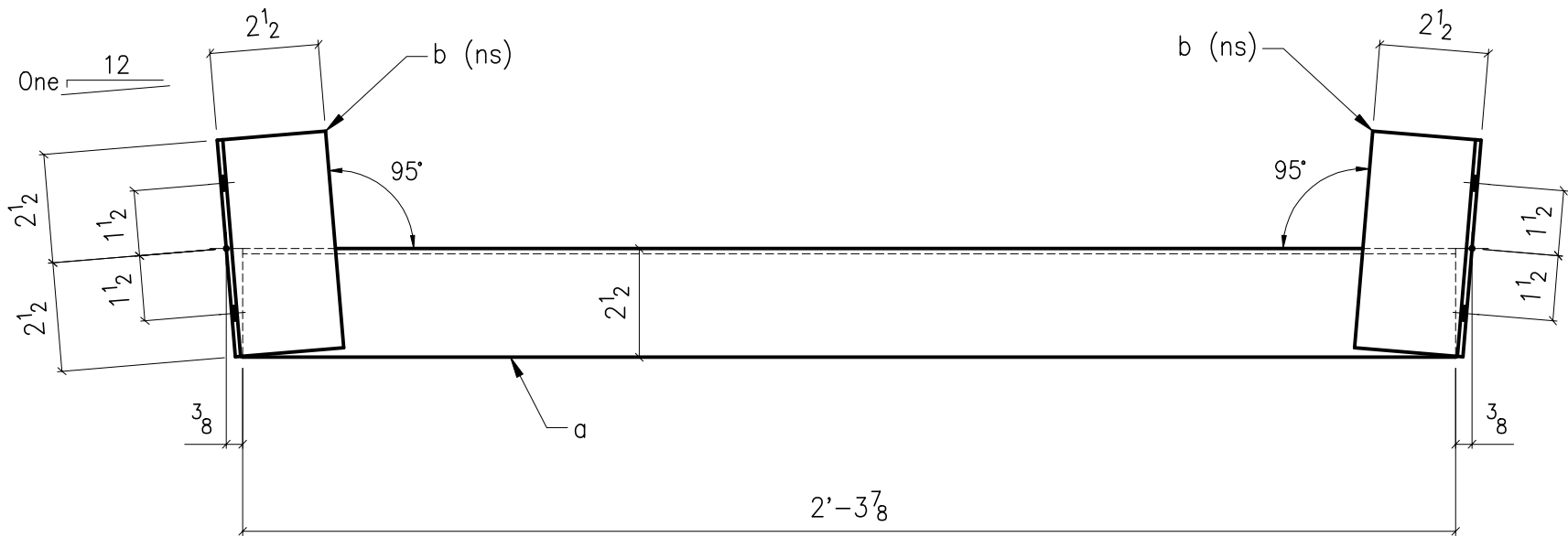
All rights reserved

PS-1

Issue: 0

Date: 8.15.00

Page: 6-1



Punch Layout for "b"

$a \sim 4\frac{5}{8} \times 8ga \times 2'-3\frac{7}{8}$

$b \sim 4\frac{5}{8} \times 8ga \times 0'-5$

Holes $\frac{5}{16}''\varnothing$

Uses:

With sag straps or knock-in bracing

www.wwbldgsys.com

© 2000 Whirlwind Steel Buildings, Inc.

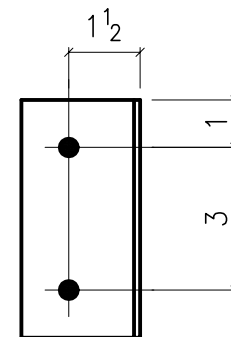
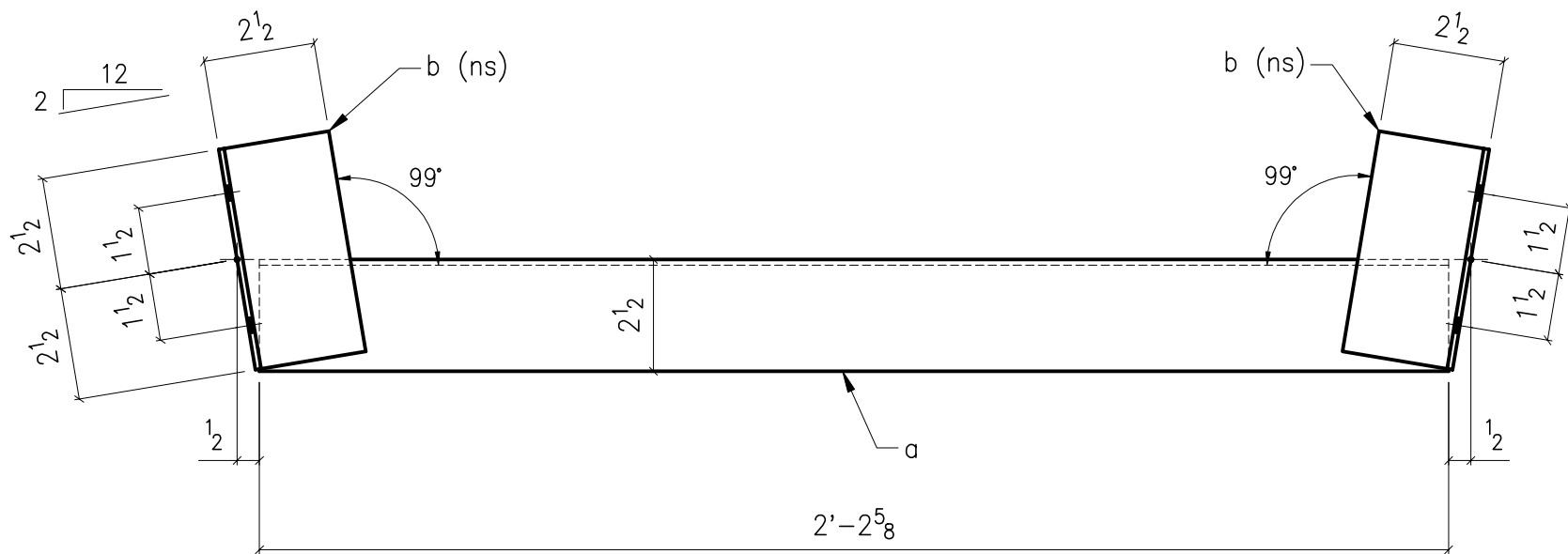
All rights reserved

PS-2

Issue: 0

Date: 8.15.00

Page: 6-2



Punch Layout for "b"

$a \sim 4 \frac{5}{8} \times 8ga \times 2'-2 \frac{5}{8}$

$b \sim 4 \frac{5}{8} \times 8ga \times 0'-5$

Holes $\frac{5}{16}'' \varnothing$

Uses:

With sag straps or knock-in bracing

www.wwbldgsys.com

© 2000 Whirlwind Steel Buildings, Inc.

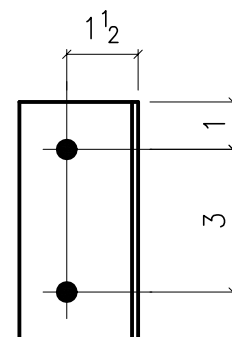
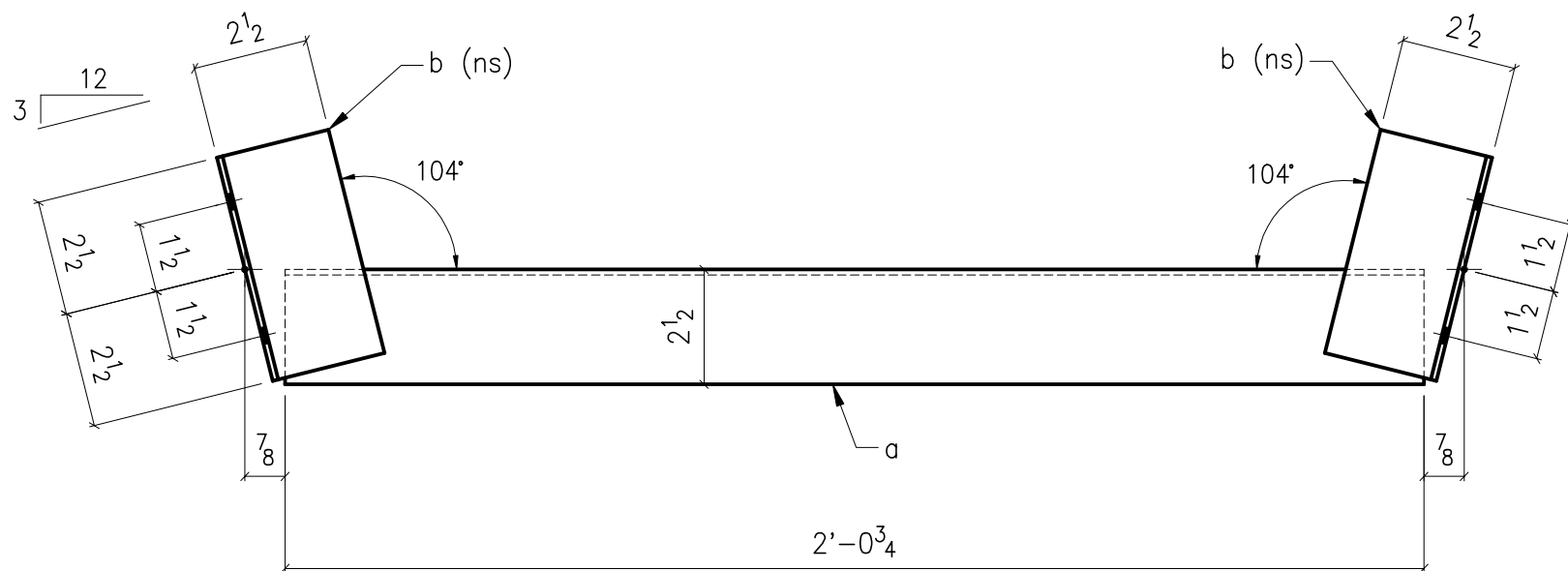
All rights reserved

PS-3

Issue: 0

Date: 8.15.00

Page: 6-3



Punch Layout for "b"

$a \sim 4 \frac{5}{8} \times 8ga \times 2'-0 \frac{3}{4}$

$b \sim 4 \frac{5}{8} \times 8ga \times 0'-5$

Holes $\frac{5}{16}'' \varnothing$

Uses:

With sag straps or knock-in bracing

www.wwbldgsys.com

© 2000 Whirlwind Steel Buildings, Inc.

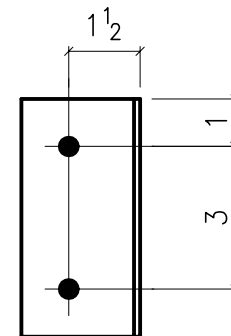
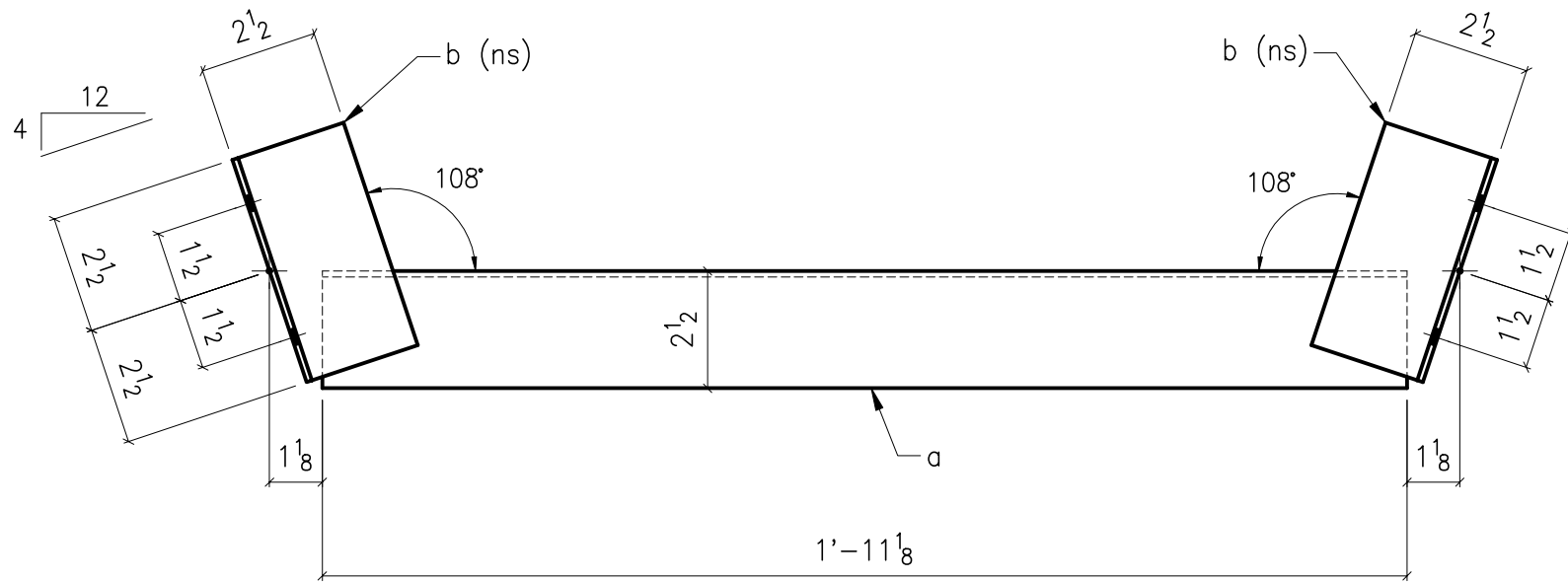
All rights reserved

PS-4

Issue: 0

Date: 8.15.00

Page: 6-4



Punch Layout for "b"

$a \sim 4\frac{5}{8} \times 8ga \times 1'-11\frac{1}{8}$

$b \sim 4\frac{5}{8} \times 8ga \times 0'-5$

Holes $\frac{5}{16}'' \varnothing$

Uses:

With sag straps or knock-in bracing

www.wwbldgsys.com

© 2000 Whirlwind Steel Buildings, Inc.

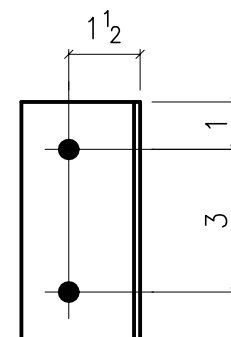
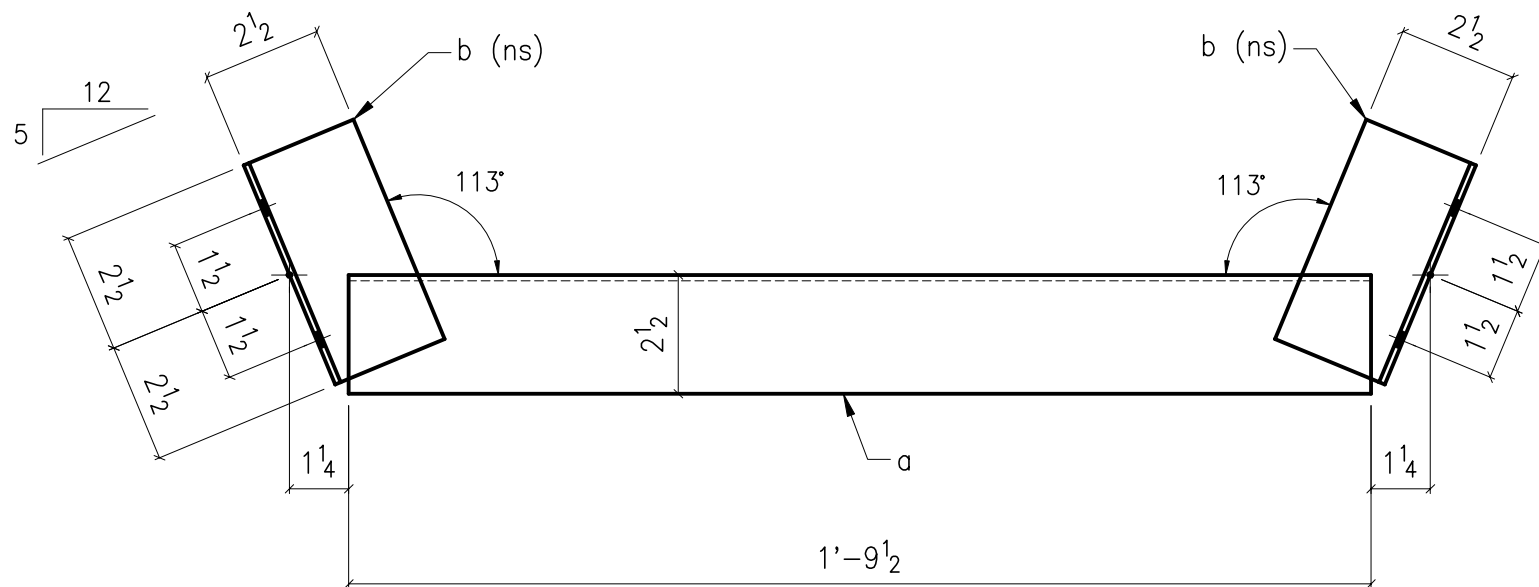
All rights reserved

PS-5

Issue: 0

Date: 8.15.00

Page: 6-5



Punch Layout for "b"

$a \sim 4\frac{5}{8} \times 8ga \times 1'-9\frac{1}{2}$

$b \sim 4\frac{5}{8} \times 8ga \times 0'-5$

Holes $\frac{5}{16}''\varnothing$

Uses:

With sag straps or knock-in bracing

www.wwbldgsys.com

© 2000 Whirlwind Steel Buildings, Inc.

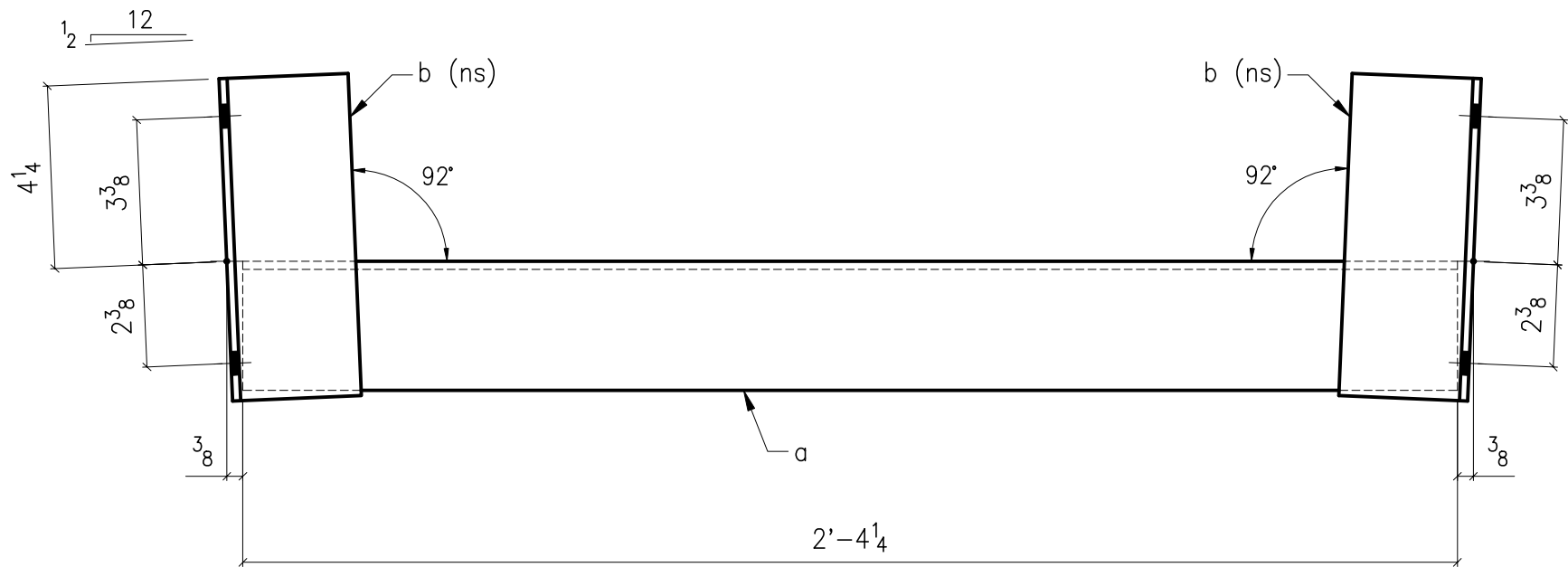
All rights reserved

PS-6

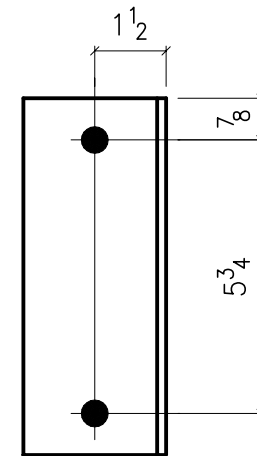
Issue: 0

Date: 8.15.00

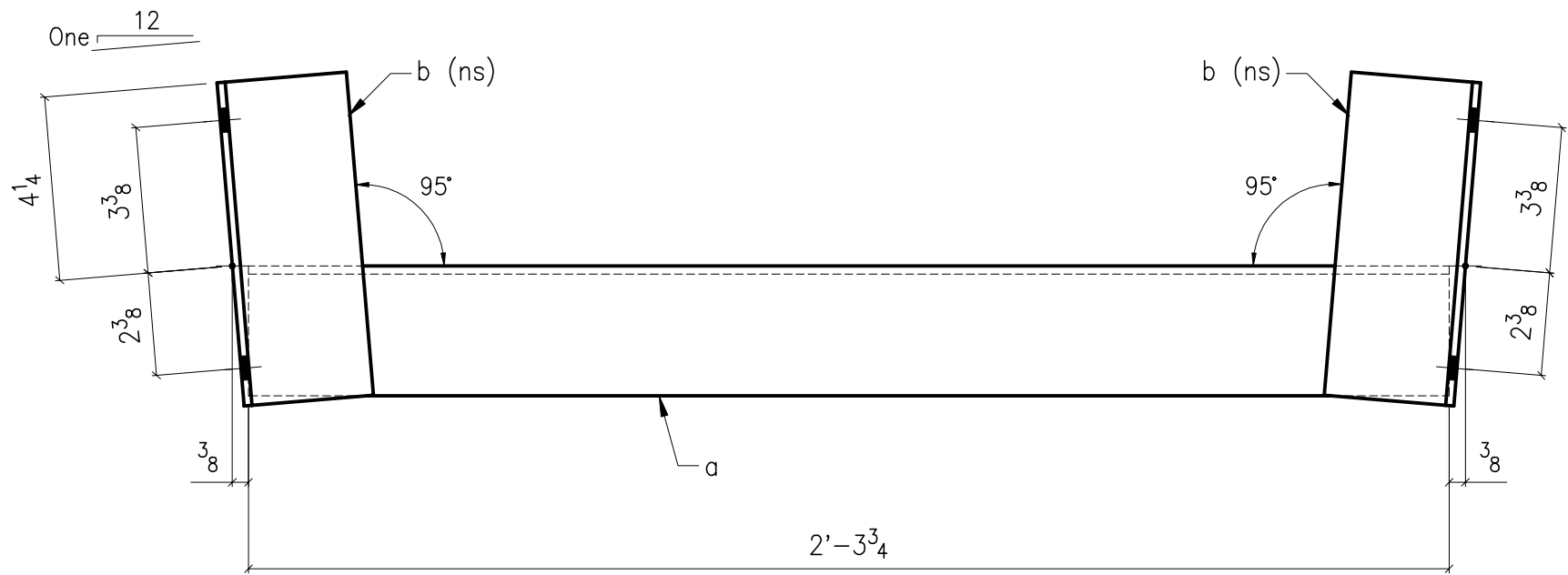
Page: 6-6



$a \sim \angle 3 \times 3 \times \frac{3}{16} \times 2'-4\frac{1}{4}$
 $b \sim \angle 3 \times 3 \times \frac{3}{16} \times 0'-7\frac{1}{2}$
 Holes $\frac{9}{16}'' \varnothing$
 Use:
 With sag rods



Punch Layout for "b"



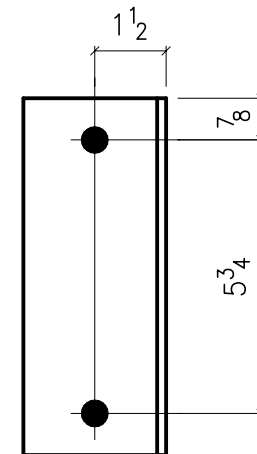
$a \sim \angle 3 \times 3 \times \frac{3}{16} \times 2'-3\frac{3}{4}$

$b \sim \angle 3 \times 3 \times \frac{3}{16} \times 0'-7\frac{1}{2}$

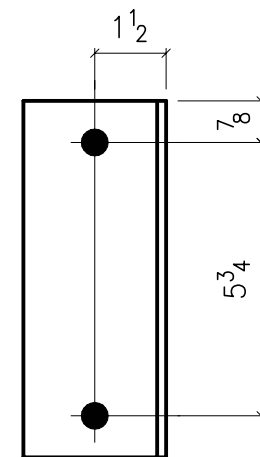
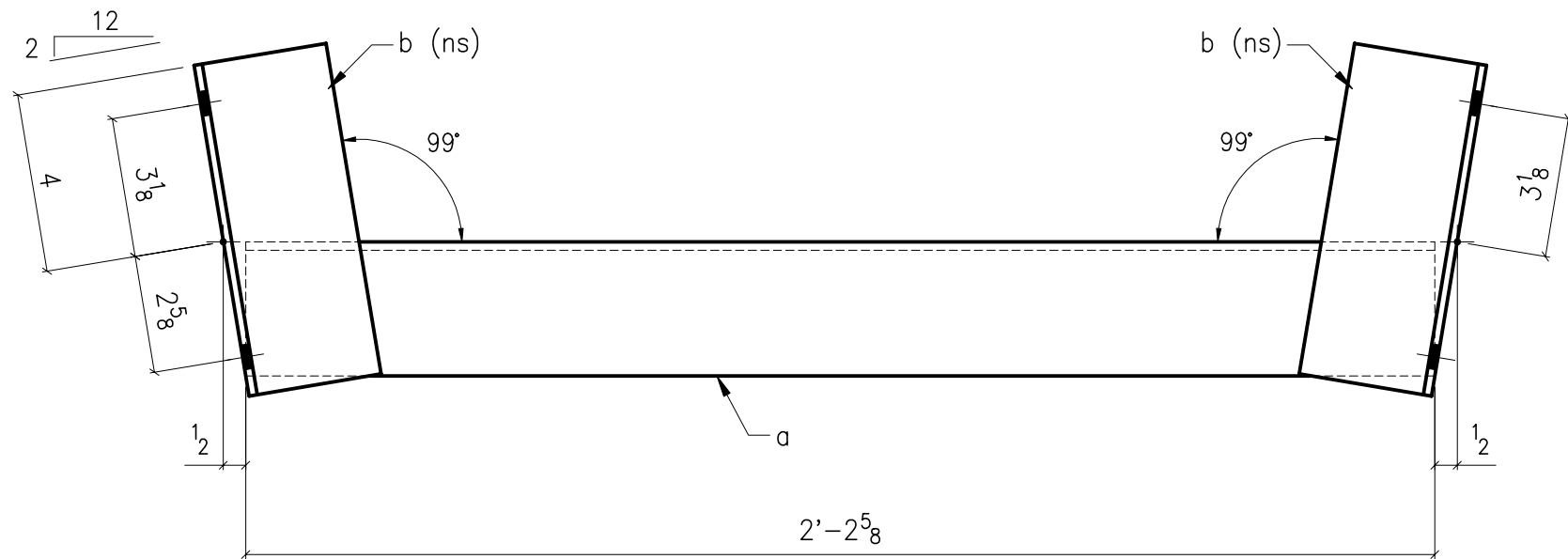
Holes $\frac{9}{16}" \varnothing$

Use:

With sag rods



Punch Layout for "b"



Punch Layout for "b"

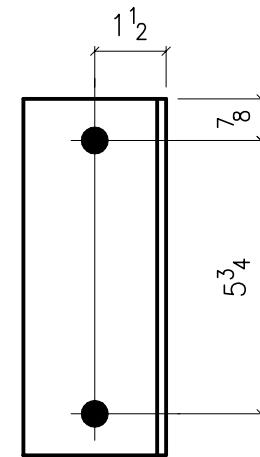
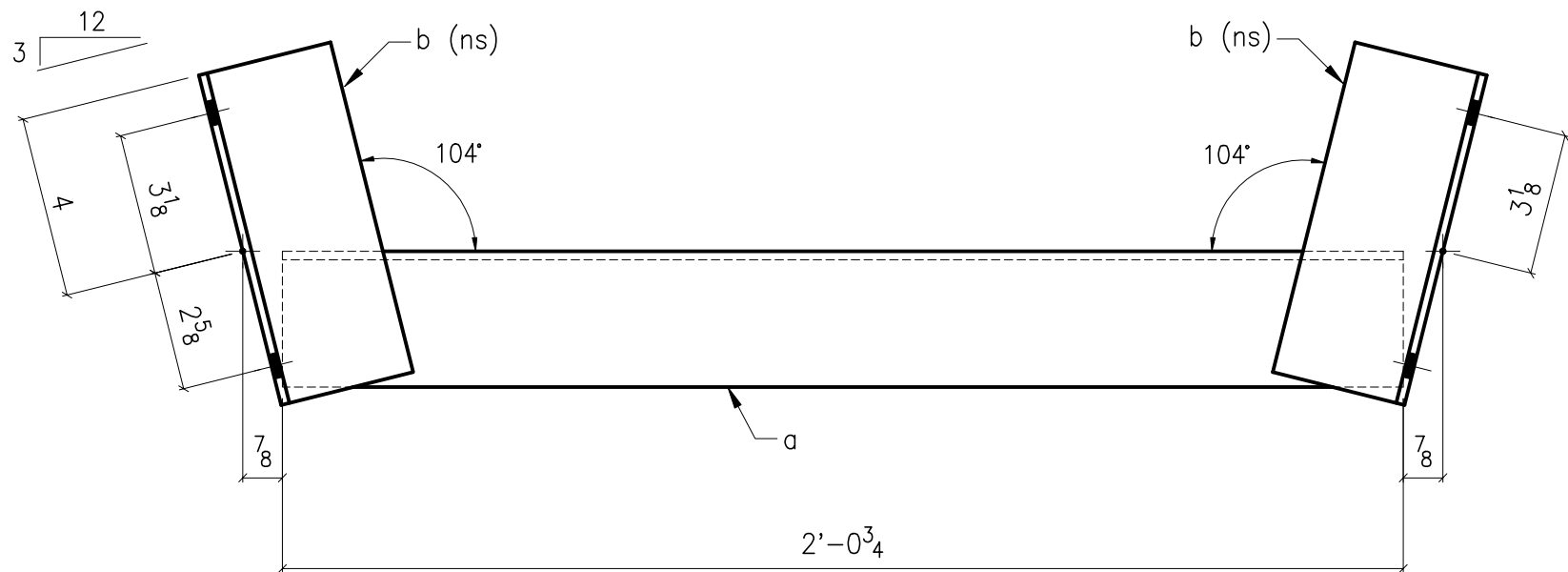
$a \sim \angle 3 \times 3 \times \frac{3}{16} \times 2'-2\frac{5}{8}$

$b \sim \angle 3 \times 3 \times \frac{3}{16} \times 0'-7\frac{1}{2}$

Holes $\frac{9}{16}" \varnothing$

Use:

With sag rods



$a \sim \angle 3 \times 3 \times \frac{3}{16} \times 2'-0\frac{3}{4}$

$b \sim \angle 3 \times 3 \times \frac{3}{16} \times 0'-7\frac{1}{2}$

Holes $\frac{9}{16}" \varnothing$

Use:

With sag rods

www.wwbldgsys.com

© 2000 Whirlwind Steel Buildings, Inc.

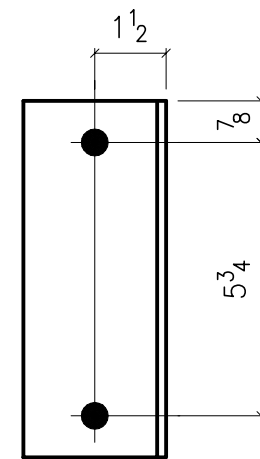
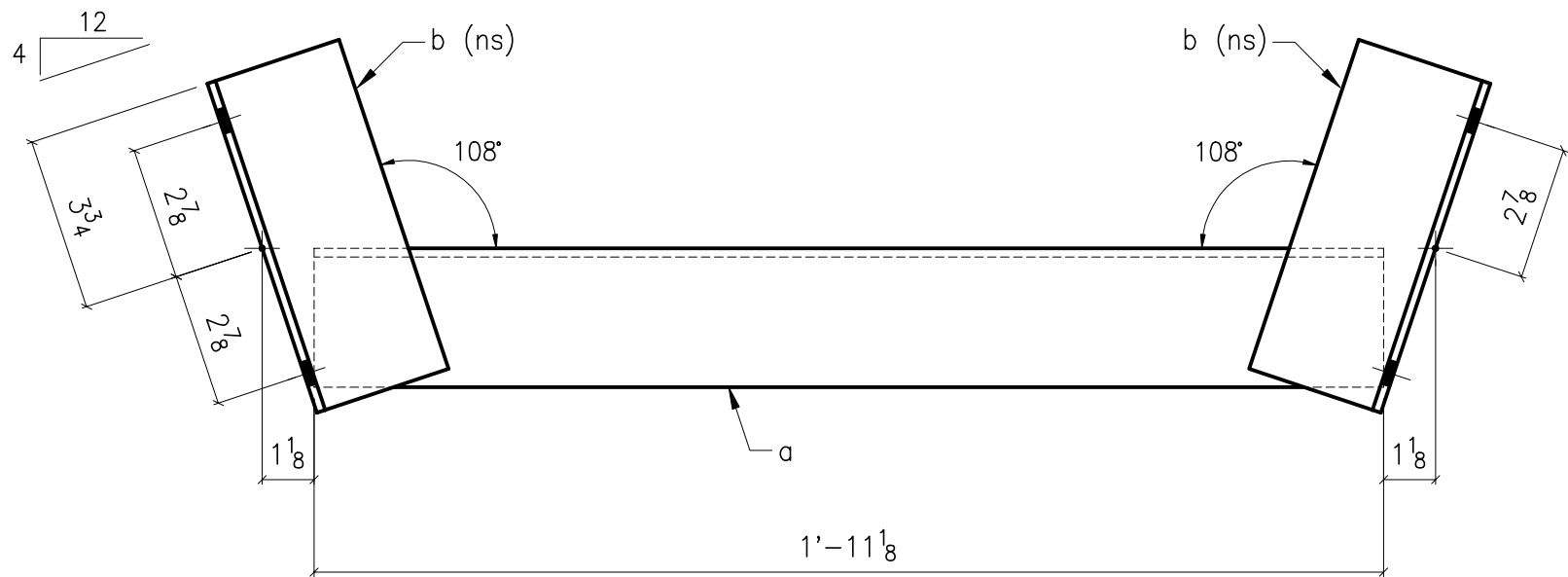
All rights reserved

PS-10

Issue: 0

Date: 8.15.00

Page: 6-10



Punch Layout for "b"

a ~ $\angle 3 \times 3 \times \frac{3}{16} \times 1'-11\frac{1}{8}$

b ~ $\angle 3 \times 3 \times \frac{3}{16} \times 0'-7\frac{1}{2}$

Holes $\frac{9}{16}" \varnothing$

Use:

With sag rods

www.wwbldgsys.com

© 2000 Whirlwind Steel Buildings, Inc.

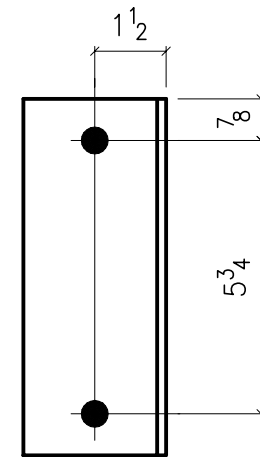
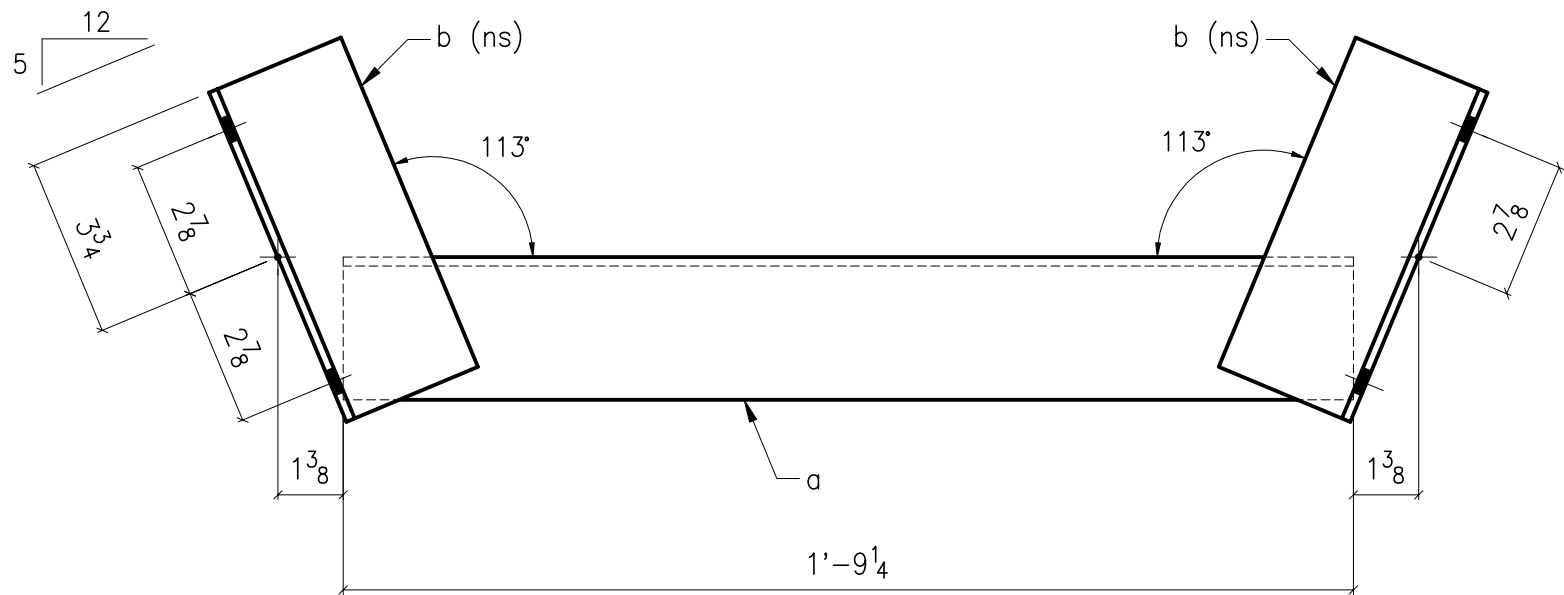
All rights reserved

PS-12

Issue: 0

Date: 8.15.00

Page: 6-11



Punch Layout for "b"

a ~ $\angle 3 \times 3 \times \frac{3}{16} \times 1'-9\frac{1}{4}$

b ~ $\angle 3 \times 3 \times \frac{3}{16} \times 0'-7\frac{1}{2}$

Holes $\frac{9}{16}'' \varnothing$

Use:

With sag rods

www.wwbldgsys.com

© 2000 Whirlwind Steel Buildings, Inc.

All rights reserved

PS-13

Issue: 0

Date: 8.15.00

Page: 6-12